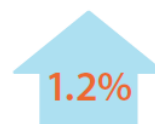


7 September 2016

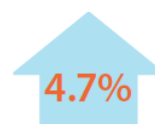
**Hospital Quarterly, April to June 2016****Hospital activity measures key findings**

Compared with the same quarter last year...

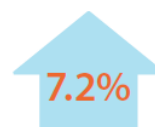
7,622

more emergency  
department presentations  
636,317 presentations in total

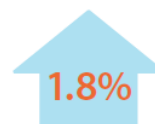
21,493

more people  
admitted to hospital  
479,983 admissions in total

3,937

more elective surgical  
procedures performed  
58,583 elective surgery procedures in total

30,395

more bed days  
of care provided  
1,689,743 bed days in total

4,731



3.3%

fewer patients arrived  
at the ED by ambulance  
140,278 arrivals in total

984



5.6%

more babies born  
18,640 babies born in totalThe average length  
of stay for all acute  
overnight admissions was

4.8 days

down 0.1 days compared with the same quarter last year



## Hospital Quarterly, April to June 2016

### Hospital performance measures key findings



Median time to ED treatment was largely unchanged across all triage categories

