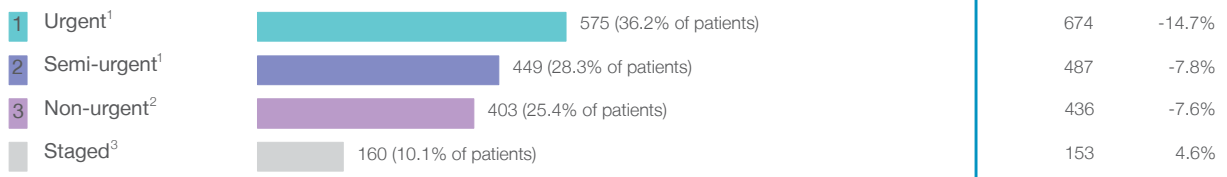


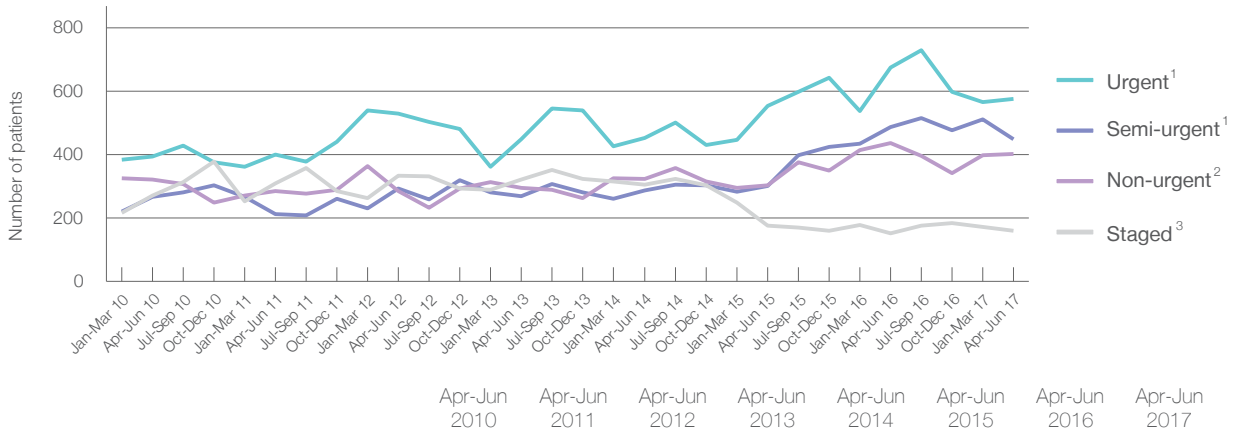
Wollongong Hospital: Elective surgery performed

April to June 2017

Patients who received elective surgery by urgency category: 1,587 patients



Patients who received elective surgery by urgency category by quarter, April 2012 to June 2017



	Apr-Jun 2010	Apr-Jun 2011	Apr-Jun 2012	Apr-Jun 2013	Apr-Jun 2014	Apr-Jun 2015	Apr-Jun 2016	Apr-Jun 2017
All categories	1,253	1,208	1,442	1,336	1,368	1,337	1,750	1,587
Urgent ¹	394	400	529	449	452	554	674	575
Semi-urgent ¹	267	213	294	270	287	302	487	449
Non-urgent ²	321	285	285	296	324	304	436	403
Staged ³	271	310	334	321	305	177	153	160

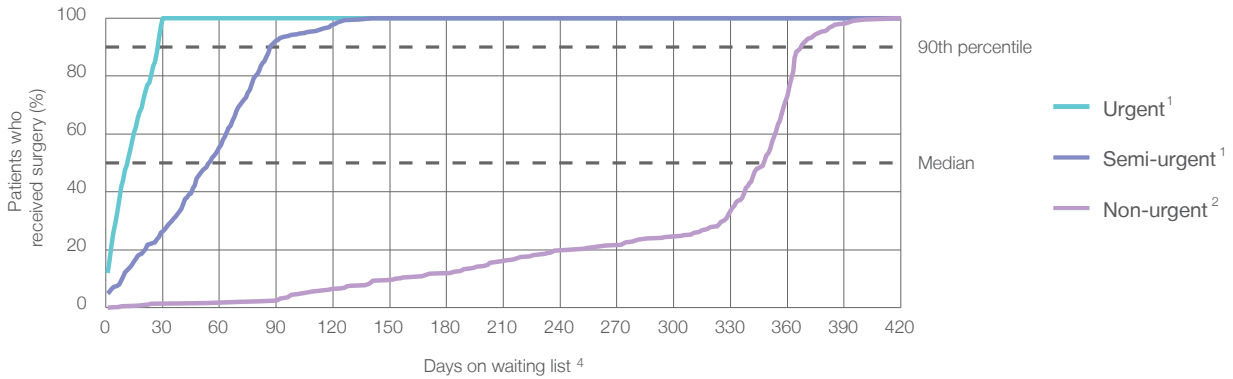
Wollongong Hospital: Time waited to receive elective surgery

April to June 2017

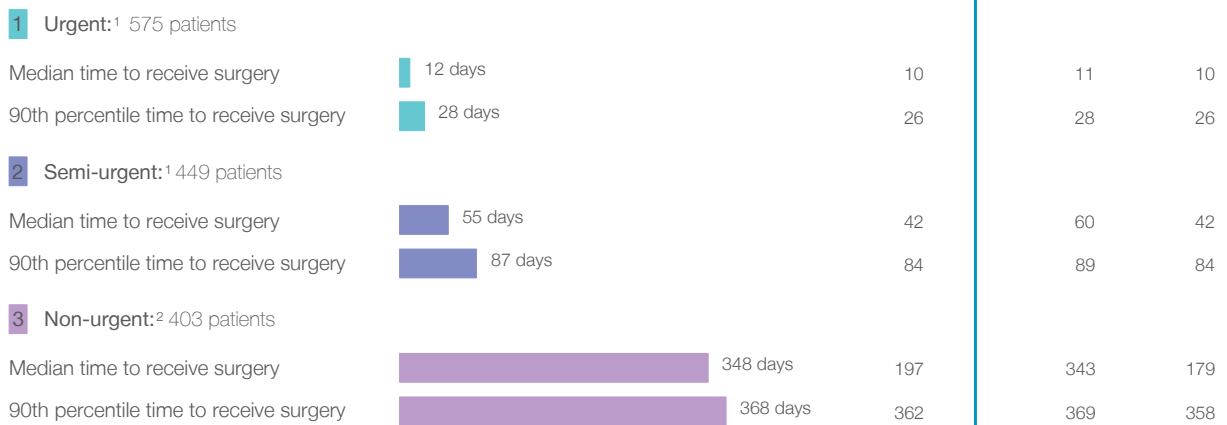
Percentage of patients who received surgery within the clinically recommended timeframe



Percentage of patients who received elective surgery by waiting time (days)



Waiting time (days) for people who received surgery by urgency category



Wollongong Hospital: Time waited to receive elective surgery

April to June 2017

Median ⁵ waiting time (days) for patients who received elective surgery by specialty of surgeon		Same period last year	Peer group (this period)
Cardiothoracic surgery	n/a (0 patients)	n/a	27
Ear, nose and throat surgery	325 days (301 patients)	251	190
General surgery	17 days (237 patients)	20	28
Gynaecology	33 days (88 patients)	26	31
Medical	n/a (0 patients)	*	19
Neurosurgery	28 days (92 patients)	51	46
Ophthalmology	* (< 5 patients)	n/a	132
Orthopaedic surgery	75 days (331 patients)	38	80
Plastic surgery	54 days (25 patients)	33	23
Urology	30 days (353 patients)	30	33
Vascular surgery	21 days (158 patients)	25	20

Median ⁵ waiting time (days) for patients who received elective surgery by common procedures ⁷		Same period last year	Peer group (this period)
Abdominal hysterectomy	* (7 patients)	75	53
Cataract extraction	n/a (0 patients)	n/a	165
Cholecystectomy	57 days (14 patients)	57	45
Coronary artery bypass graft	n/a (0 patients)	n/a	24
Cystoscopy	29 days (150 patients)	29	32
Haemorrhoidectomy	* (< 5 patients)	*	71
Hysteroscopy	36 days (36 patients)	25	32
Inguinal herniorrhaphy	* (5 patients)	*	64
Myringoplasty / Tympanoplasty	* (5 patients)	*	312
Myringotomy	* (< 5 patients)	*	87
Other - General	15 days (40 patients)	18	17
Prostatectomy	69 days (30 patients)	78	64
Septoplasty	358 days (36 patients)	344	344
Tonsillectomy	348 days (127 patients)	334	303
Total hip replacement	326 days (41 patients)	317	141
Total knee replacement	343 days (76 patients)	347	264
Varicose veins stripping and ligation	n/a (0 patients)	*	79

Wollongong Hospital: Elective surgery waiting list

April to June 2017

Patients ready for surgery on waiting list at start of quarter: 2,044 patients

Patients ready for surgery on waiting list at end of quarter: 2,065 patients

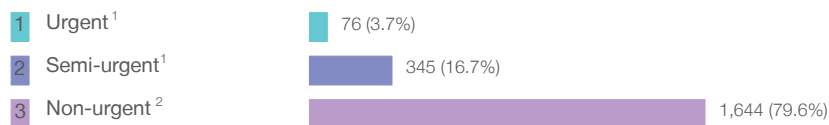
Patients not ready for surgery⁸ on waiting list at end of quarter: 481 patients

	Same period last year	Change since one year ago
Patients ready for surgery on waiting list at start of quarter	2,057	-0.6%
Patients ready for surgery on waiting list at end of quarter	2,019	2.3%
Patients not ready for surgery ⁸ on waiting list at end of quarter	443	8.6%

Wollongong Hospital: Patients ready for elective surgery

as at 30th June 2017

Patients ready for surgery on waiting list by urgency category: 2,065 patients



	Same period last year	Change since one year ago
Urgent ¹	105	-27.6%
Semi-urgent ¹	374	-7.8%
Non-urgent ²	1,540	6.8%

Wollongong Hospital: Patients ready for elective surgery

as at 30th June 2017

Patients ready for elective surgery by specialty of surgeon: 2,065 patients

	As at 30 Jun 2017	Same time last year	Change since one year ago
All specialties	2,065	2,019	2.3%
Cardiothoracic surgery	0	0	n/a
Ear, nose and throat surgery	697	710	-1.8%
General surgery	110	146	-24.7%
Gynaecology	157	98	60.2%
Medical	0	0	n/a
Neurosurgery	66	80	-17.5%
Ophthalmology	0	< 5	*
Orthopaedic surgery	709	659	7.6%
Plastic surgery	29	25	16.0%
Urology	264	256	3.1%
Vascular surgery	33	44	-25.0%

Patients ready for elective surgery for common procedures ⁷

	As at 30 Jun 2017	Same time last year	Change since one year ago
Abdominal hysterectomy	35	21	66.7%
Cataract extraction	0	< 5	n/a
Cholecystectomy	12	21	-42.9%
Coronary artery bypass graft	0	< 5	n/a
Cystoscopy	93	81	14.8%
Haemorrhoidectomy	0	< 5	*
Hysteroscopy	43	13	230.8%
Inguinal herniorrhaphy	5	12	-58.3%
Myringoplasty / Tympanoplasty	27	21	28.6%
Myringotomy	0	< 5	*
Other - General	22	21	4.8%
Prostatectomy	43	41	4.9%
Septoplasty	132	103	28.2%
Tonsillectomy	366	356	2.8%
Total hip replacement	155	130	19.2%
Total knee replacement	337	275	22.5%
Varicose veins stripping and ligation	< 5	< 5	*

Wollongong Hospital: Patients ready for elective surgery as at 30th June 2017

Patients ready for elective surgery, on the waiting list for longer than 12 months

As at 30 Jun 2017 Same time last year

All specialties	9	< 5
-----------------	---	-----

* Suppressed due to small numbers and to protect privacy. Relevant graphs are also suppressed.

< 5 Less than five patients. For measures by urgency category, counts are included in an adjacent category. Relevant graphs are also suppressed.

1. Excluding staged procedures.
2. Excluding staged procedures and cystoscopy.
3. Including non-urgent cystoscopy.
4. Excludes the total number of days the patient was coded as 'not ready for surgery'.
5. This is the number of days it took for half of patients who received elective surgery during the period to be admitted and receive their surgery. The other half took equal to or longer than the median to be admitted for surgery.
6. This is the number of days it took for 90% of patients who received elective surgery during the period to be admitted and receive their surgery. The final 10% of patients took equal to or longer than the 90th percentile.
7. The procedures included in this list are procedures which are high volume; some may be associated with long waiting periods. For a description of these procedures see *Elective Surgery Glossary of Common Procedures, December 2012*.
8. Includes staged procedures, non-urgent cystoscopy, and patients currently not available for personal reasons.

For more information: For details of methods, see the *Technical Supplement: Elective surgery measures, July to September 2016*.

Note: All percentages rounded to whole numbers and therefore percentages may not add to 100%.

Source: Waiting List Collection On-Line System, NSW Health (extracted 18 July 2017.).