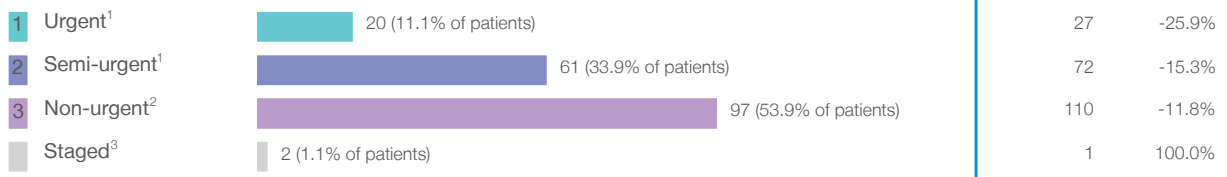
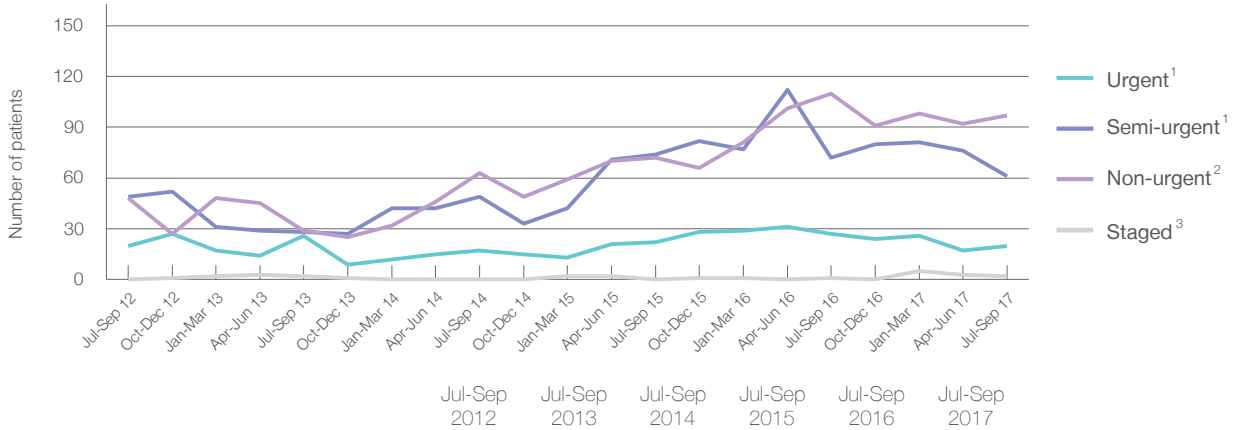


Blue Mountains District Anzac Memorial Hospital: Elective surgery performed July to September 2017

Patients who received elective surgery by urgency category: 180 patients



Patients who received elective surgery by urgency category by quarter, July 2012 to September 2017



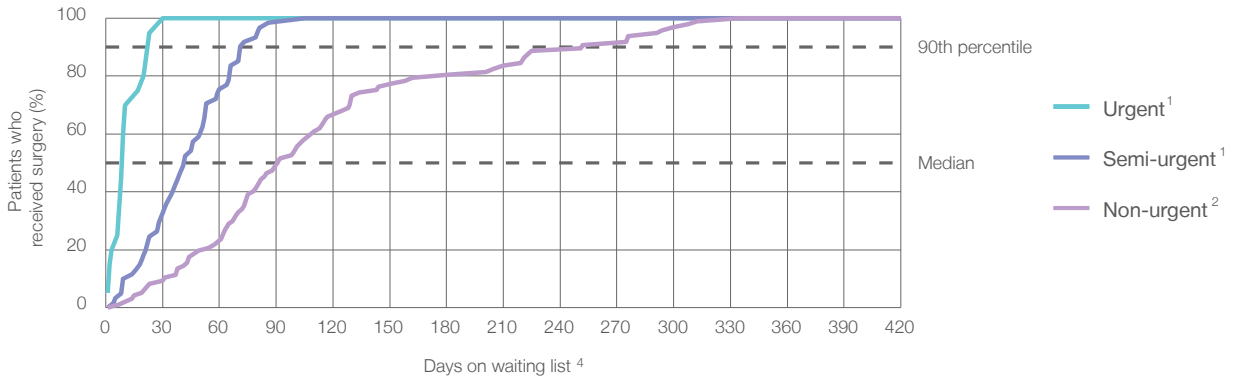
	Jul-Sep 2012	Jul-Sep 2013	Jul-Sep 2014	Jul-Sep 2015	Jul-Sep 2016	Jul-Sep 2017
All categories	117	85	129	168	210	180
Urgent ¹	20	26	17	22	27	20
Semi-urgent ¹	49	28	49	74	72	61
Non-urgent ²	48	29	63	72	110	97
Staged ³	0	2	0	0	1	2

Blue Mountains District Anzac Memorial Hospital: Time waited to receive elective surgery July to September 2017

Percentage of patients who received surgery within the clinically recommended timeframe

	Recommended:		Same period last year	Peer group (this period)
1 Urgent ¹	30 days	100%	100%	99.4%
2 Semi-urgent ¹	90 days	98.4%	98.6%	99.9%
3 Non-urgent ²	365 days	100%	100%	99.8%



Percentage of patients who received elective surgery by waiting time (days)







Waiting time (days) for people who received surgery by urgency category

	Peer group (this period)	This hospital (same period last year)	Peer group (same period last year)
1 Urgent: ¹ 20 patients			
Median time to receive surgery	9 days	11	8
90th percentile time to receive surgery	*	27	* 26
2 Semi-urgent: ¹ 61 patients			
Median time to receive surgery	42 days	40	41
90th percentile time to receive surgery	*	76	* 76
3 Non-urgent: ² 97 patients			
Median time to receive surgery	91 days	147	101
90th percentile time to receive surgery	*	315	318

Blue Mountains District Anzac Memorial Hospital: Time waited to receive elective surgery July to September 2017

Median ⁵ waiting time (days) for patients who received elective surgery by specialty of surgeon		Same period last year	Peer group (this period)
Cardiothoracic surgery	n/a (0 patients)	n/a	n/a
Ear, nose and throat surgery	n/a (0 patients)	n/a	113
General surgery	 61 days (87 patients)	33	35
Gynaecology	 63 days (87 patients)	69	46
Medical	* (< 5 patients)	*	21
Neurosurgery	n/a (0 patients)	n/a	n/a
Ophthalmology	n/a (0 patients)	n/a	152
Orthopaedic surgery	n/a (0 patients)	n/a	92
Plastic surgery	n/a (0 patients)	n/a	n/a
Urology	n/a (0 patients)	n/a	33
Vascular surgery	* (< 5 patients)	*	229

Median ⁵ waiting time (days) for patients who received elective surgery by common procedures ⁷		Same period last year	Peer group (this period)
Abdominal hysterectomy	* (9 patients)	186	58
Cataract extraction	n/a (0 patients)	n/a	156
Cholecystectomy	 61 days (14 patients)	32	56
Coronary artery bypass graft	n/a (0 patients)	n/a	n/a
Cystoscopy	* (< 5 patients)	n/a	29
Haemorrhoidectomy	* (< 5 patients)	n/a	59
Hysteroscopy	 49 days (27 patients)	33	39
Inguinal herniorrhaphy	 70 days (26 patients)	48	62
Myringoplasty / Tympanoplasty	n/a (0 patients)	n/a	*
Myringotomy	n/a (0 patients)	n/a	*
Other - General	 30 days (10 patients)	16	26
Prostatectomy	n/a (0 patients)	n/a	40
Septoplasty	n/a (0 patients)	n/a	151
Tonsillectomy	n/a (0 patients)	n/a	224
Total hip replacement	n/a (0 patients)	n/a	n/a
Total knee replacement	n/a (0 patients)	n/a	n/a
Varicose veins stripping and ligation	* (< 5 patients)	*	219

Blue Mountains District Anzac Memorial Hospital: Elective surgery waiting list

July to September 2017

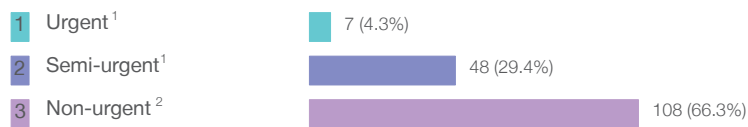
	Same period last year	Change since one year ago
Patients ready for surgery on waiting list at start of quarter: 158 patients	146	8.2%
Patients ready for surgery on waiting list at end of quarter: 163 patients	133	22.6%
Patients not ready for surgery ⁸ on waiting list at end of quarter: 19 patients	31	-38.7%

Blue Mountains District Anzac Memorial Hospital: Patients ready for elective surgery

as at 30th September 2017

Patients ready for surgery on waiting list by urgency category: 163 patients

	Same period last year	Change since one year ago
1 Urgent ¹	< 5	*
2 Semi-urgent ¹	41	17.1%
3 Non-urgent ²	92	17.4%



Blue Mountains District Anzac Memorial Hospital: Patients ready for elective surgery as at 30th September 2017

Patients ready for elective surgery by specialty of surgeon: 163 patients

	As at 30 Sep 2017	Same time last year	Change since one year ago
All specialties	163	133	22.6%
Cardiothoracic surgery	0	0	n/a
Ear, nose and throat surgery	0	0	n/a
General surgery	58	70	-17.1%
Gynaecology	88	63	39.7%
Medical	< 5	0	n/a
Neurosurgery	0	0	n/a
Ophthalmology	0	0	n/a
Orthopaedic surgery	0	0	n/a
Plastic surgery	0	0	n/a
Urology	0	0	n/a
Vascular surgery	16	0	n/a

Patients ready for elective surgery for common procedures⁷

	As at 30 Sep 2017	Same time last year	Change since one year ago
Abdominal hysterectomy	16	11	45.5%
Cataract extraction	0	< 5	n/a
Cholecystectomy	16	28	-42.9%
Coronary artery bypass graft	0	< 5	n/a
Cystoscopy	0	< 5	n/a
Haemorrhoidectomy	0	< 5	n/a
Hysteroscopy	12	13	-7.7%
Inguinal herniorrhaphy	18	15	20.0%
Myringoplasty / Tympanoplasty	0	< 5	n/a
Myringotomy	0	< 5	n/a
Other - General	< 5	6	*
Prostatectomy	0	< 5	n/a
Septoplasty	0	< 5	n/a
Tonsillectomy	0	< 5	n/a
Total hip replacement	0	< 5	n/a
Total knee replacement	0	< 5	n/a
Varicose veins stripping and ligation	16	< 5	n/a

Blue Mountains District Anzac Memorial Hospital: Patients ready for elective surgery as at 30th September 2017

Patients ready for elective surgery, on the waiting list for longer than 12 months

	As at 30 Sep 2017	Same time last year
All specialties	0	0

* Suppressed due to small numbers and to protect privacy. Relevant graphs are also suppressed.

< 5 Less than five patients. For measures by urgency category, counts are included in an adjacent category. Relevant graphs are also suppressed.

1. Excluding staged procedures.
2. Excluding staged procedures and cystoscopy.
3. Including non-urgent cystoscopy.
4. Excludes the total number of days the patient was coded as 'not ready for surgery'.
5. This is the number of days it took for half of patients who received elective surgery during the period to be admitted and receive their surgery. The other half took equal to or longer than the median to be admitted for surgery.
6. This is the number of days it took for 90% of patients who received elective surgery during the period to be admitted and receive their surgery. The final 10% of patients took equal to or longer than the 90th percentile.
7. The procedures included in this list are procedures which are high volume; some may be associated with long waiting periods. For a description of these procedures see *Elective Surgery Glossary of Common Procedures, December 2012*.
8. Includes staged procedures, non-urgent cystoscopy, and patients currently not available for personal reasons.

For more information: For details of methods, see the *Technical Supplement: Elective surgery measures, July to September 2016*.

Note: All percentages rounded to whole numbers and therefore percentages may not add to 100%.

Source: Waiting List Collection On-Line System, NSW Health (extracted 16 Oct 2017.).