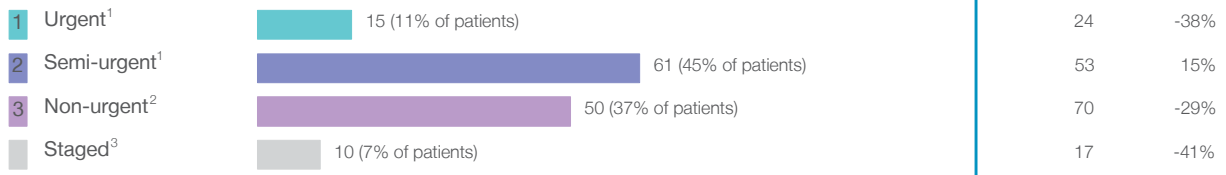


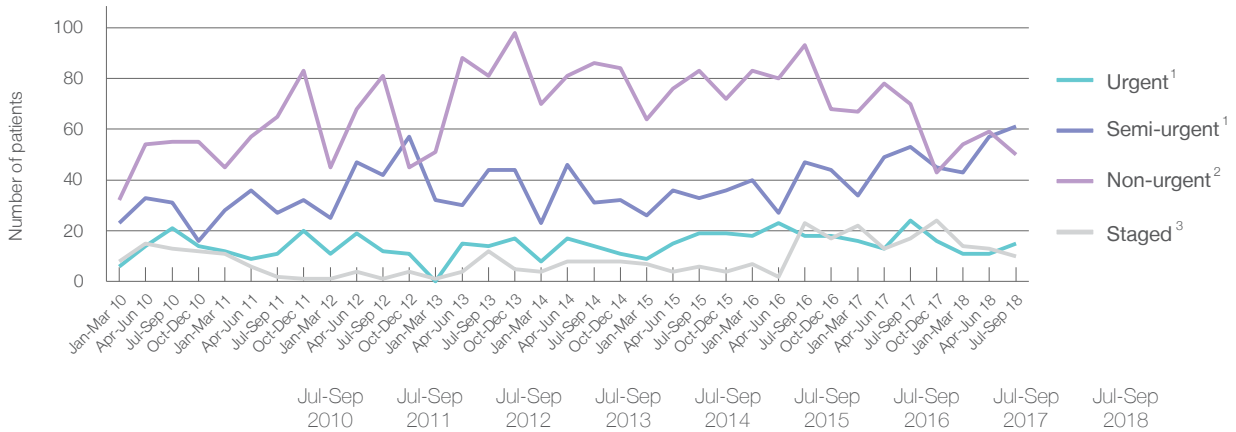
Mudgee Health Service: Elective surgery performed

July to September 2018

Patients who received elective surgery by urgency category: 136 patients



Patients who received elective surgery by urgency category by quarter, July 2013 to September 2018








Urgency Category	Jul-Sep 2010	Jul-Sep 2011	Jul-Sep 2012	Jul-Sep 2013	Jul-Sep 2014	Jul-Sep 2015	Jul-Sep 2016	Jul-Sep 2017	Jul-Sep 2018
All categories	120	105	136	151	139	141	181	164	136
Urgent ¹	21	11	12	14	14	19	18	24	15
Semi-urgent ¹	31	27	42	44	31	33	47	53	61
Non-urgent ²	55	65	81	81	86	83	93	70	50
Staged ³	13	2	1	12	8	6	23	17	10




Mudgee Health Service: Time waited to receive elective surgery

July to September 2018

Median⁵ waiting time (days) for patients who received elective surgery by specialty of surgeon

		Same period last year	Peer group (this period)
Cardiothoracic surgery	n/a (0 patients)	n/a	n/a
Ear, nose and throat surgery	 183 days (14 patients)	171	239
General surgery	 51 days (29 patients)	36	35
Gynaecology	 41 days (29 patients)	26	42
Medical	n/a (0 patients)	*	13
Neurosurgery	n/a (0 patients)	n/a	n/a
Ophthalmology	 124 days (20 patients)	47	164
Orthopaedic surgery	n/a (0 patients)	n/a	98
Plastic surgery	n/a (0 patients)	n/a	n/a
Urology	 45 days (44 patients)	40	29
Vascular surgery	n/a (0 patients)	n/a	189

Median⁵ waiting time (days) for patients who received elective surgery by common procedures⁷

		Same period last year	Peer group (this period)
Abdominal hysterectomy	* (< 5 patients)	*	62
Cataract extraction	 133 days (13 patients)	45	173
Cholecystectomy	n/a (0 patients)	*	49
Coronary artery bypass graft	n/a (0 patients)	n/a	n/a
Cystoscopy	 48 days (16 patients)	40	28
Haemorrhoidectomy	n/a (0 patients)	n/a	70
Hysteroscopy	 53 days (16 patients)	*	40
Inguinal herniorrhaphy	* (< 5 patients)	51	64
Myringoplasty / Tympanoplasty	n/a (0 patients)	n/a	*
Myringotomy	n/a (0 patients)	n/a	n/a
Other - General	* (< 5 patients)	n/a	24
Prostatectomy	* (< 5 patients)	*	*
Septoplasty	* (< 5 patients)	*	312
Tonsillectomy	* (6 patients)	*	274
Total hip replacement	n/a (0 patients)	n/a	n/a
Total knee replacement	n/a (0 patients)	n/a	n/a
Varicose veins stripping and ligation	* (< 5 patients)	*	173

Mudgee Health Service: Elective surgery waiting list

July to September 2018

Patients ready for surgery on waiting list at start of quarter: 116 patients

Patients ready for surgery on waiting list at end of quarter: 116 patients

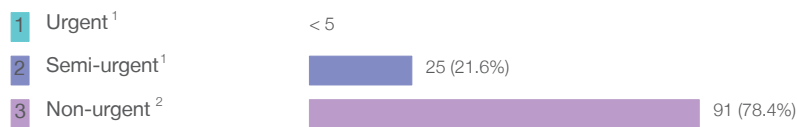
Patients not ready for surgery⁸ on waiting list at end of quarter: 30 patients

	Same period last year	Change since one year ago
Patients ready for surgery on waiting list at start of quarter	89	30%
Patients ready for surgery on waiting list at end of quarter	90	29%
Patients not ready for surgery ⁸ on waiting list at end of quarter	33	-9%

Mudgee Health Service: Patients ready for elective surgery

as at 30th September 2018

Patients ready for surgery on waiting list by urgency category: 116 patients



	Same period last year	Change since one year ago
Urgent ¹	0	*
Semi-urgent ¹	20	20%
Non-urgent ²	70	30%

Mudgee Health Service: Patients ready for elective surgery as at 30th September 2018

Patients ready for elective surgery by specialty of surgeon: 116 patients

	As at 30 Sep 2018	Same time last year	Change since one year ago
All specialties	116	90	29%
Cardiothoracic surgery	0	0	n/a
Ear, nose and throat surgery	21	19	11%
General surgery	29	28	4%
Gynaecology	10	13	-23%
Medical	0	0	n/a
Neurosurgery	0	0	n/a
Ophthalmology	41	22	86%
Orthopaedic surgery	0	0	n/a
Plastic surgery	0	0	n/a
Urology	15	8	88%
Vascular surgery	0	0	n/a

Patients ready for elective surgery for common procedures ⁷

	As at 30 Sep 2018	Same time last year	Change since one year ago
Abdominal hysterectomy	0	< 5	n/a
Cataract extraction	41	22	86%
Cholecystectomy	< 5	6	*
Coronary artery bypass graft	0	< 5	n/a
Cystoscopy	< 5	< 5	n/a
Haemorrhoidectomy	< 5	< 5	n/a
Hysteroscopy	6	6	0%
Inguinal herniorrhaphy	7	7	0%
Myringoplasty / Tympanoplasty	0	< 5	n/a
Myringotomy	0	< 5	n/a
Other - General	0	< 5	n/a
Prostatectomy	< 5	< 5	*
Septoplasty	< 5	< 5	*
Tonsillectomy	14	5	180%
Total hip replacement	0	< 5	n/a
Total knee replacement	0	< 5	n/a
Varicose veins stripping and ligation	< 5	< 5	*

Mudgee Health Service: Patients ready for elective surgery
as at 30th September 2018

Patients ready for elective surgery, on the waiting list for longer than 12 months

As at 30 Sep 2018 Same time last year

	As at 30 Sep 2018	Same time last year
All specialties	0	0

* Suppressed due to small numbers and to protect privacy. Relevant graphs are also suppressed.
 < 5 Less than five patients. For measures by urgency category, counts are included in an adjacent category. Relevant graphs are also suppressed.

1. Excluding staged procedures.
2. Excluding staged procedures and cystoscopy.
3. Including non-urgent cystoscopy.
4. Excludes the total number of days the patient was coded as 'not ready for surgery'.
5. This is the number of days it took for half of patients who received elective surgery during the period to be admitted and receive their surgery. The other half took equal to or longer than the median to be admitted for surgery.
6. This is the number of days it took for 90% of patients who received elective surgery during the period to be admitted and receive their surgery. The final 10% of patients took equal to or longer than the 90th percentile.
7. The procedures included in this list are procedures which are high volume; some may be associated with long waiting periods. For a description of these procedures see *Elective Surgery Glossary of Common Procedures, December 2012*.
8. Includes staged procedures, non-urgent cystoscopy, and patients currently not available for personal reasons.

For more information: For details of methods, see the *Technical Supplement: Elective surgery measures, January to March 2018*.

Note: All percentages rounded to whole numbers and therefore percentages may not add to 100%.

Source: Waiting List Collection On-Line System, NSW Health (extracted 12 October 2018.).