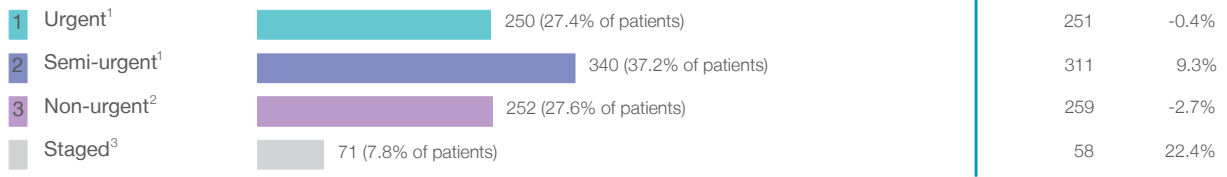


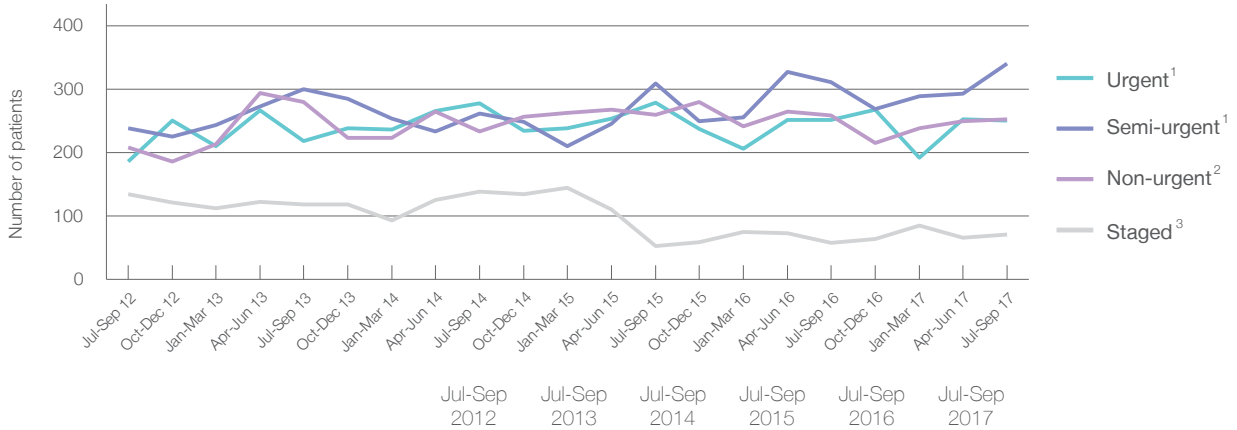
The Tweed Hospital: Elective surgery performed

July to September 2017

Patients who received elective surgery by urgency category: 913 patients



Patients who received elective surgery by urgency category by quarter, July 2012 to September 2017



Urgency Category	Jul-Sep 2012	Jul-Sep 2013	Jul-Sep 2014	Jul-Sep 2015	Jul-Sep 2016	Jul-Sep 2017
All categories	767	916	912	901	879	913
Urgent ¹	186	218	278	279	251	250
Semi-urgent ¹	238	300	262	309	311	340
Non-urgent ²	208	280	233	260	259	252
Staged ³	135	118	139	53	58	71

The Tweed Hospital: Time waited to receive elective surgery July to September 2017

Percentage of patients who received surgery within the clinically recommended timeframe

	Recommended: (days)	Percentage	Same period last year	Peer group (this period)
1 Urgent ¹	30 days	100%	100%	99.9%
2 Semi-urgent ¹	90 days	98.8%	99.7%	98.7%
3 Non-urgent ²	365 days	98.4%	99.6%	98.4%

Percentage of patients who received elective surgery by waiting time (days)



Waiting time (days) for people who received surgery by urgency category

Urgency Category	Number of Patients	Median time to receive surgery (days)	90th percentile time to receive surgery (days)	Peer group (this period)	This hospital (same period last year)	Peer group (same period last year)
1 Urgent ¹	250 patients	11 days	28 days	13	12	12
2 Semi-urgent ¹	340 patients	38 days	84 days	47	47	48
3 Non-urgent ²	252 patients	245 days	357 days	261	246	272

The Tweed Hospital: Time waited to receive elective surgery

July to September 2017

Median ⁵ waiting time (days) for patients who received elective surgery by specialty of surgeon		Same period last year	Peer group (this period)
Cardiothoracic surgery	* (< 5 patients)	n/a	*
Ear, nose and throat surgery	53 days (123 patients)	193	277
General surgery	27 days (222 patients)	30	52
Gynaecology	56 days (105 patients)	57	45
Medical	21 days (22 patients)	*	14
Neurosurgery	n/a (0 patients)	n/a	n/a
Ophthalmology	n/a (0 patients)	n/a	279
Orthopaedic surgery	58 days (216 patients)	74	185
Plastic surgery	n/a (0 patients)	n/a	83
Urology	19 days (213 patients)	23	41
Vascular surgery	8 days (11 patients)	*	20

Median ⁵ waiting time (days) for patients who received elective surgery by common procedures ⁷		Same period last year	Peer group (this period)
Abdominal hysterectomy	198 days (19 patients)	83	84
Cataract extraction	n/a (0 patients)	n/a	287
Cholecystectomy	62 days (17 patients)	58	58
Coronary artery bypass graft	n/a (0 patients)	n/a	n/a
Cystoscopy	14 days (73 patients)	24	34
Haemorrhoidectomy	* (8 patients)	*	75
Hysteroscopy	50 days (47 patients)	45	35
Inguinal herniorrhaphy	76 days (28 patients)	70	93
Myringoplasty / Tympanoplasty	* (< 5 patients)	*	289
Myringotomy	n/a (0 patients)	n/a	55
Other - General	26 days (31 patients)	17	33
Prostatectomy	29 days (29 patients)	20	65
Septoplasty	330 days (14 patients)	279	320
Tonsillectomy	80 days (26 patients)	298	295
Total hip replacement	48 days (42 patients)	59	255
Total knee replacement	85 days (43 patients)	81	294
Varicose veins stripping and ligation	n/a (0 patients)	n/a	123

The Tweed Hospital: Elective surgery waiting list

July to September 2017

Patients ready for surgery on waiting list at start of quarter: 935 patients

Patients ready for surgery on waiting list at end of quarter: 896 patients

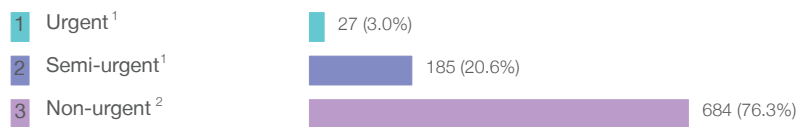
Patients not ready for surgery⁸ on waiting list at end of quarter: 420 patients

	Same period last year	Change since one year ago
Patients ready for surgery on waiting list at start of quarter	898	4.1%
Patients ready for surgery on waiting list at end of quarter	895	0.1%
Patients not ready for surgery ⁸ on waiting list at end of quarter	379	10.8%

The Tweed Hospital: Patients ready for elective surgery

as at 30th September 2017

Patients ready for surgery on waiting list by urgency category: 896 patients



	Same period last year	Change since one year ago
Urgent ¹	37	-27.0%
Semi-urgent ¹	190	-2.6%
Non-urgent ²	668	2.4%

The Tweed Hospital: Patients ready for elective surgery
as at 30th September 2017

Patients ready for elective surgery by specialty of surgeon: 896 patients

	As at 30 Sep 2017	Same time last year	Change since one year ago
All specialties	896	895	0.1%
Cardiothoracic surgery	0	0	n/a
Ear, nose and throat surgery	200	225	-11.1%
General surgery	211	182	15.9%
Gynaecology	167	167	0.0%
Medical	20	< 5	*
Neurosurgery	0	0	n/a
Ophthalmology	0	< 5	*
Orthopaedic surgery	249	254	-2.0%
Plastic surgery	0	0	n/a
Urology	49	61	-19.7%
Vascular surgery	0	0	n/a

Patients ready for elective surgery for common procedures ⁷

	As at 30 Sep 2017	Same time last year	Change since one year ago
Abdominal hysterectomy	44	42	4.8%
Cataract extraction	0	< 5	n/a
Cholecystectomy	10	18	-44.4%
Coronary artery bypass graft	0	< 5	n/a
Cystoscopy	20	17	17.6%
Haemorrhoidectomy	16	8	100.0%
Hysteroscopy	48	54	-11.1%
Inguinal herniorrhaphy	55	46	19.6%
Myringoplasty / Tympanoplasty	16	9	77.8%
Myringotomy	0	< 5	n/a
Other - General	20	10	100.0%
Prostatectomy	10	12	-16.7%
Septoplasty	31	29	6.9%
Tonsillectomy	51	53	-3.8%
Total hip replacement	39	50	-22.0%
Total knee replacement	77	77	0.0%
Varicose veins stripping and ligation	0	< 5	n/a

The Tweed Hospital: Patients ready for elective surgery as at 30th September 2017

Patients ready for elective surgery, on the waiting list for longer than 12 months

	As at 30 Sep 2017	Same time last year
All specialties	8	0

* Suppressed due to small numbers and to protect privacy. Relevant graphs are also suppressed.

< 5 Less than five patients. For measures by urgency category, counts are included in an adjacent category. Relevant graphs are also suppressed.

1. Excluding staged procedures.
2. Excluding staged procedures and cystoscopy.
3. Including non-urgent cystoscopy.
4. Excludes the total number of days the patient was coded as 'not ready for surgery'.
5. This is the number of days it took for half of patients who received elective surgery during the period to be admitted and receive their surgery. The other half took equal to or longer than the median to be admitted for surgery.
6. This is the number of days it took for 90% of patients who received elective surgery during the period to be admitted and receive their surgery. The final 10% of patients took equal to or longer than the 90th percentile.
7. The procedures included in this list are procedures which are high volume; some may be associated with long waiting periods. For a description of these procedures see *Elective Surgery Glossary of Common Procedures, December 2012*.
8. Includes staged procedures, non-urgent cystoscopy, and patients currently not available for personal reasons.

For more information: For details of methods, see the *Technical Supplement: Elective surgery measures, July to September 2016*.

Note: All percentages rounded to whole numbers and therefore percentages may not add to 100%.

Source: Waiting List Collection On-Line System, NSW Health (extracted 16 Oct 2017.).