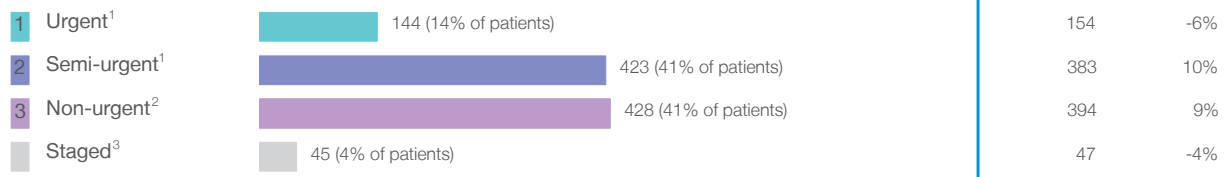


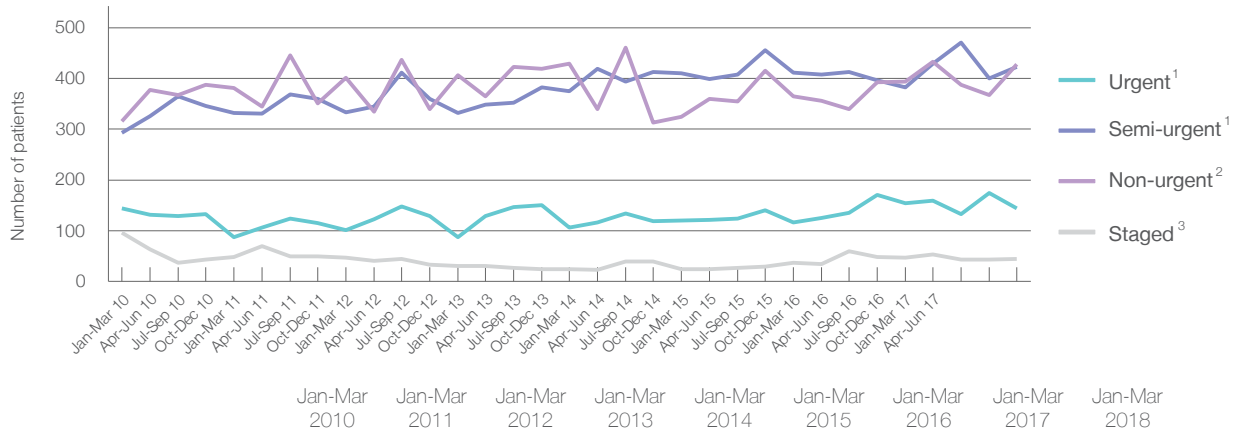
Wyong Hospital: Elective surgery performed

January to March 2018

Patients who received elective surgery by urgency category: 1,040 patients



Patients who received elective surgery by urgency category by quarter, January 2013 to March 2018



All categories	849	848	882	857	934	879	929	978	1,040
Urgent ¹	144	87	101	88	106	120	116	154	144
Semi-urgent ¹	293	332	333	332	375	410	411	383	423
Non-urgent ²	316	381	401	406	429	325	365	394	428
Staged ³	96	48	47	31	24	24	37	47	45

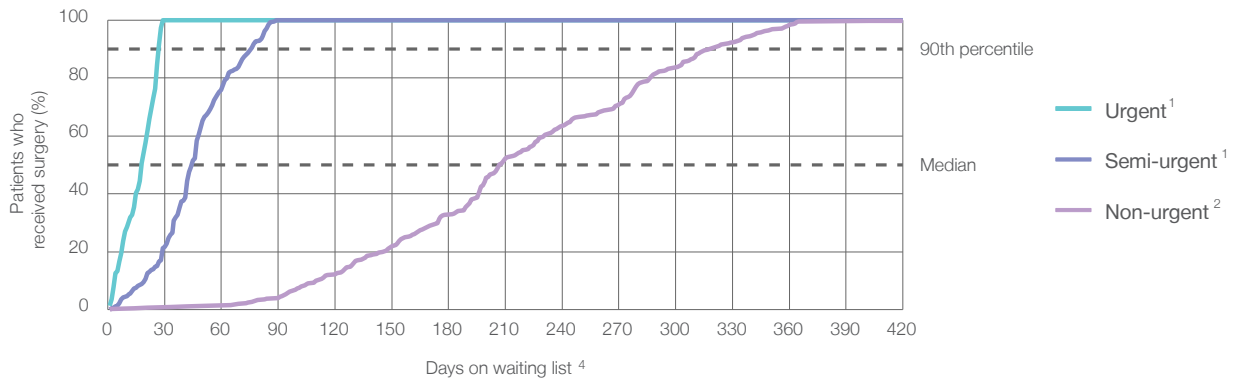
Wyong Hospital: Time waited to receive elective surgery

January to March 2018

Percentage of patients who received surgery within the clinically recommended timeframe

			Same period last year	Peer group (this period)
1	Urgent ¹	Recommended: 30 days	100%	99.2%
2	Semi-urgent ¹	Recommended: 90 days	100%	97.5%
3	Non-urgent ²	Recommended: 365 days	98.5%	97.4%

Percentage of patients who received elective surgery by waiting time (days)



Waiting time (days) for people who received surgery by urgency category

		Peer group (this period)	This hospital (same period last year)	Peer group (same period last year)
1	Urgent: ¹ 144 patients			
	Median time to receive surgery	13	15	13
	90th percentile time to receive surgery	27	28	27
2	Semi-urgent: ¹ 423 patients			
	Median time to receive surgery	50	45	50
	90th percentile time to receive surgery	85	78	84
3	Non-urgent: ² 428 patients			
	Median time to receive surgery	274	221	266
	90th percentile time to receive surgery	356	318	358

Wyong Hospital: Time waited to receive elective surgery

January to March 2018

Median⁵ waiting time (days) for patients who received elective surgery by specialty of surgeon

		Same period last year	Peer group (this period)
Cardiothoracic surgery	n/a (0 patients)	n/a	*
Ear, nose and throat surgery	n/a (0 patients)	n/a	270
General surgery	42 days (202 patients)	55	58
Gynaecology	70 days (87 patients)	74	51
Medical	n/a (0 patients)	*	16
Neurosurgery	n/a (0 patients)	n/a	n/a
Ophthalmology	160 days (396 patients)	187	280
Orthopaedic surgery	176 days (173 patients)	211	199
Plastic surgery	n/a (0 patients)	n/a	76
Urology	49 days (112 patients)	28	42
Vascular surgery	18 days (70 patients)	15	23

Median⁵ waiting time (days) for patients who received elective surgery by common procedures ⁷

		Same period last year	Peer group (this period)
Abdominal hysterectomy	n/a (0 patients)	n/a	82
Cataract extraction	166 days (375 patients)	182	287
Cholecystectomy	41 days (41 patients)	55	67
Coronary artery bypass graft	n/a (0 patients)	n/a	n/a
Cystoscopy	28 days (54 patients)	26	30
Haemorrhoidectomy	61 days (13 patients)	76	77
Hysteroscopy	56 days (45 patients)	44	41
Inguinal herniorrhaphy	71 days (35 patients)	75	116
Myringoplasty / Tympanoplasty	n/a (0 patients)	n/a	337
Myringotomy	n/a (0 patients)	n/a	86
Other - General	* (9 patients)	33	29
Prostatectomy	85 days (11 patients)	*	76
Septoplasty	n/a (0 patients)	n/a	321
Tonsillectomy	n/a (0 patients)	n/a	297
Total hip replacement	242 days (27 patients)	248	242
Total knee replacement	304 days (39 patients)	267	301
Varicose veins stripping and ligation	16 days (24 patients)	22	99

Wyong Hospital: Elective surgery waiting list

January to March 2018

Patients ready for surgery on waiting list at start of quarter: 1,346 patients

Patients ready for surgery on waiting list at end of quarter: 1,428 patients

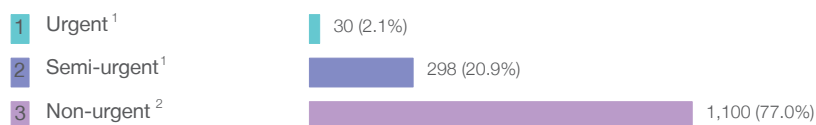
Patients not ready for surgery⁸ on waiting list at end of quarter: 168 patients

Same period last year	Change since one year ago
1,185	14%
1,198	19%
153	10%

Wyong Hospital: Patients ready for elective surgery

as at 31st March 2018

Patients ready for surgery on waiting list by urgency category: 1,428 patients



Same period last year	Change since one year ago
35	-14%
262	14%
901	22%

Wyong Hospital: Patients ready for elective surgery

as at 31st March 2018

Patients ready for elective surgery by specialty of surgeon: 1,428 patients

	As at 31 Mar 2018	Same time last year	Change since one year ago
All specialties	1,428	1,198	19%
Cardiothoracic surgery	0	0	n/a
Ear, nose and throat surgery	0	0	n/a
General surgery	187	151	24%
Gynaecology	73	69	6%
Medical	0	< 5	*
Neurosurgery	0	0	n/a
Ophthalmology	781	640	22%
Orthopaedic surgery	303	254	19%
Plastic surgery	0	0	n/a
Urology	55	50	10%
Vascular surgery	29	31	-6%

Patients ready for elective surgery for common procedures ⁷

	As at 31 Mar 2018	Same time last year	Change since one year ago
Abdominal hysterectomy	< 5	6	*
Cataract extraction	745	615	21%
Cholecystectomy	26	18	44%
Coronary artery bypass graft	0	< 5	n/a
Cystoscopy	17	22	-23%
Haemorrhoidectomy	13	20	-35%
Hysteroscopy	27	11	145%
Inguinal herniorrhaphy	51	43	19%
Myringoplasty / Tympanoplasty	0	< 5	n/a
Myringotomy	0	< 5	n/a
Other - General	6	7	-14%
Prostatectomy	14	8	75%
Septoplasty	0	< 5	n/a
Tonsillectomy	0	< 5	n/a
Total hip replacement	41	32	28%
Total knee replacement	93	76	22%
Varicose veins stripping and ligation	21	27	-22%

Wyong Hospital: Patients ready for elective surgery as at 31st March 2018

Patients ready for elective surgery, on the waiting list for longer than 12 months

As at 31 Mar 2018

Same time last year

All specialties	< 5	0
-----------------	-----	---

* Suppressed due to small numbers and to protect privacy. Relevant graphs are also suppressed.

< 5 Less than five patients. For measures by urgency category, counts are included in an adjacent category. Relevant graphs are also suppressed.

1. Excluding staged procedures.
2. Excluding staged procedures and cystoscopy.
3. Including non-urgent cystoscopy.
4. Excludes the total number of days the patient was coded as 'not ready for surgery'.
5. This is the number of days it took for half of patients who received elective surgery during the period to be admitted and receive their surgery. The other half took equal to or longer than the median to be admitted for surgery.
6. This is the number of days it took for 90% of patients who received elective surgery during the period to be admitted and receive their surgery. The final 10% of patients took equal to or longer than the 90th percentile.
7. The procedures included in this list are procedures which are high volume; some may be associated with long waiting periods. For a description of these procedures see *Elective Surgery Glossary of Common Procedures, December 2012*.
8. Includes staged procedures, non-urgent cystoscopy, and patients currently not available for personal reasons.

For more information: For details of methods, see the *Technical Supplement: Elective surgery measures, January to March 2018*.

Note: All percentages rounded to whole numbers and therefore percentages may not add to 100%.

Source: Waiting List Collection On-Line System, NSW Health (extracted 13 April 2018.).