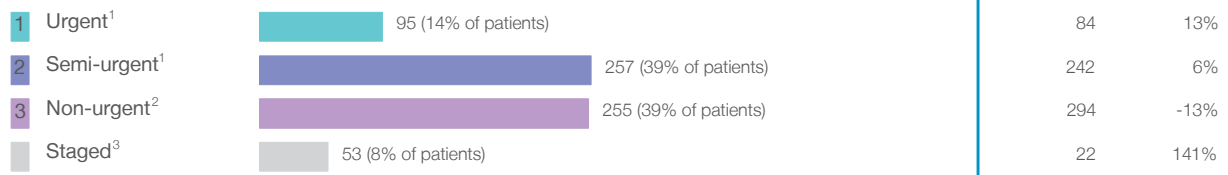


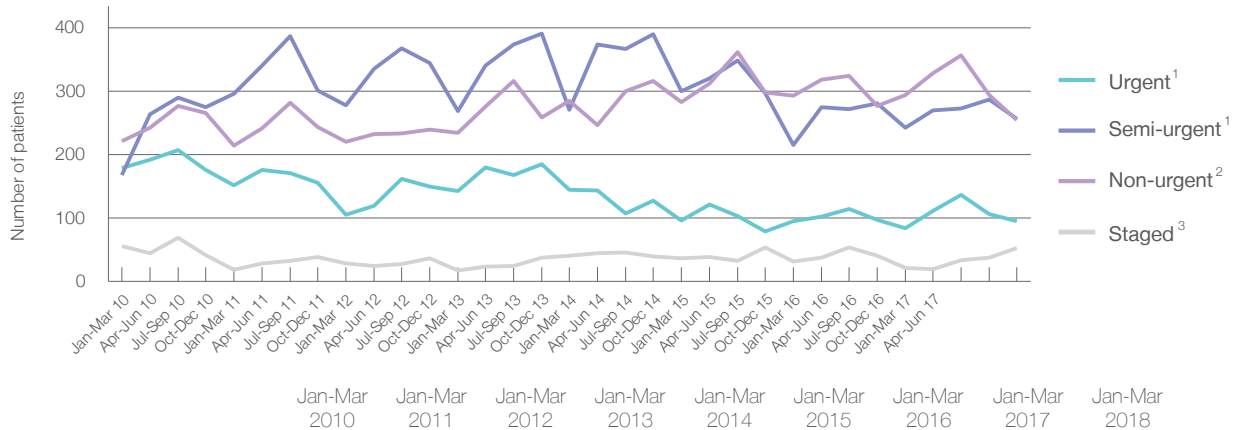
Blacktown Hospital: Elective surgery performed

January to March 2018

Patients who received elective surgery by urgency category: 660 patients



Patients who received elective surgery by urgency category by quarter, January 2013 to March 2018



All categories	624	681	632	664	742	716	635	642	660
Urgent ¹	179	152	105	143	145	96	95	84	95
Semi-urgent ¹	168	296	278	269	271	300	215	242	257
Non-urgent ²	221	214	220	234	285	283	293	294	255
Staged ³	56	19	29	18	41	37	32	22	53

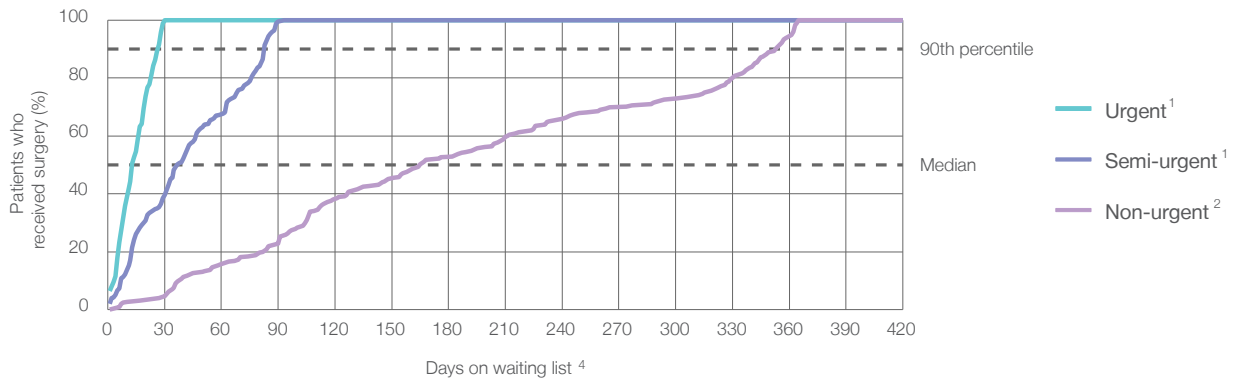
Blacktown Hospital: Time waited to receive elective surgery

January to March 2018

Percentage of patients who received surgery within the clinically recommended timeframe

			Same period last year	Peer group (this period)
1	Urgent ¹	Recommended: 30 days	100%	99.2%
2	Semi-urgent ¹	Recommended: 90 days	100%	97.5%
3	Non-urgent ²	Recommended: 365 days	100%	97.4%

Percentage of patients who received elective surgery by waiting time (days)



Waiting time (days) for people who received surgery by urgency category

		Peer group (this period)	This hospital (same period last year)	Peer group (same period last year)
1	Urgent: ¹ 95 patients			
	Median time to receive surgery	13	11	13
	90th percentile time to receive surgery	27	*	27
2	Semi-urgent: ¹ 257 patients			
	Median time to receive surgery	50	49	50
	90th percentile time to receive surgery	85	84	84
3	Non-urgent: ² 255 patients			
	Median time to receive surgery	274	153	266
	90th percentile time to receive surgery	356	345	358

Blacktown Hospital: Time waited to receive elective surgery

January to March 2018

Median⁵ waiting time (days) for patients who received elective surgery by specialty of surgeon

		Same period last year	Peer group (this period)
Cardiothoracic surgery	* (9 patients)	*	*
Ear, nose and throat surgery	n/a (0 patients)	n/a	270
General surgery	54 days (192 patients)	77	58
Gynaecology	50 days (204 patients)	44	51
Medical	25 days (20 patients)	24	16
Neurosurgery	n/a (0 patients)	n/a	n/a
Ophthalmology	n/a (0 patients)	n/a	280
Orthopaedic surgery	326 days (72 patients)	312	199
Plastic surgery	n/a (0 patients)	n/a	76
Urology	74 days (142 patients)	63	42
Vascular surgery	19 days (21 patients)	34	23

Median⁵ waiting time (days) for patients who received elective surgery by common procedures⁷

		Same period last year	Peer group (this period)
Abdominal hysterectomy	112 days (24 patients)	33	82
Cataract extraction	n/a (0 patients)	n/a	287
Cholecystectomy	63 days (39 patients)	62	67
Coronary artery bypass graft	n/a (0 patients)	n/a	n/a
Cystoscopy	63 days (98 patients)	56	30
Haemorrhoidectomy	* (< 5 patients)	70	77
Hysteroscopy	35 days (95 patients)	33	41
Inguinal herniorrhaphy	255 days (22 patients)	277	116
Myringoplasty / Tympanoplasty	n/a (0 patients)	n/a	337
Myringotomy	n/a (0 patients)	n/a	86
Other - General	69 days (23 patients)	38	29
Prostatectomy	* (7 patients)	118	76
Septoplasty	n/a (0 patients)	n/a	321
Tonsillectomy	n/a (0 patients)	n/a	297
Total hip replacement	311 days (16 patients)	*	242
Total knee replacement	344 days (40 patients)	336	301
Varicose veins stripping and ligation	89 days (10 patients)	265	99

Blacktown Hospital: Elective surgery waiting list

January to March 2018

Patients ready for surgery on waiting list at start of quarter: 691 patients

Patients ready for surgery on waiting list at end of quarter: 780 patients

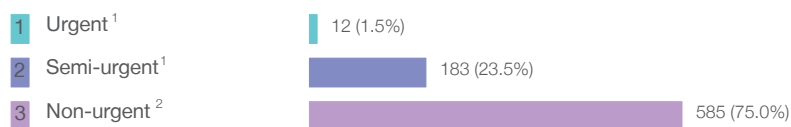
Patients not ready for surgery⁸ on waiting list at end of quarter: 193 patients

Same period last year	Change since one year ago
817	-15%
899	-13%
174	11%

Blacktown Hospital: Patients ready for elective surgery

as at 31st March 2018

Patients ready for surgery on waiting list by urgency category: 780 patients



Same period last year	Change since one year ago
24	-50%
170	8%
705	-17%

Blacktown Hospital: Patients ready for elective surgery

as at 31st March 2018

Patients ready for elective surgery by specialty of surgeon: 780 patients

	As at 31 Mar 2018	Same time last year	Change since one year ago
All specialties	780	899	-13%
Cardiothoracic surgery	< 5	0	n/a
Ear, nose and throat surgery	0	0	n/a
General surgery	238	308	-23%
Gynaecology	235	251	-6%
Medical	7	< 5	*
Neurosurgery	0	0	n/a
Ophthalmology	0	0	n/a
Orthopaedic surgery	152	184	-17%
Plastic surgery	0	0	n/a
Urology	135	122	11%
Vascular surgery	11	30	-63%

Patients ready for elective surgery for common procedures ⁷

	As at 31 Mar 2018	Same time last year	Change since one year ago
Abdominal hysterectomy	35	33	6%
Cataract extraction	0	< 5	n/a
Cholecystectomy	32	43	-26%
Coronary artery bypass graft	0	< 5	n/a
Cystoscopy	49	41	20%
Haemorrhoidectomy	11	35	-69%
Hysteroscopy	79	91	-13%
Inguinal herniorrhaphy	38	70	-46%
Myringoplasty / Tympanoplasty	0	< 5	n/a
Myringotomy	0	< 5	n/a
Other - General	19	22	-14%
Prostatectomy	26	25	4%
Septoplasty	0	< 5	n/a
Tonsillectomy	0	< 5	n/a
Total hip replacement	32	39	-18%
Total knee replacement	104	112	-7%
Varicose veins stripping and ligation	9	27	-67%

Blacktown Hospital: Patients ready for elective surgery as at 31st March 2018

Patients ready for elective surgery, on the waiting list for longer than 12 months

As at 31 Mar 2018

Same time last year

All specialties	0	0
-----------------	---	---

* Suppressed due to small numbers and to protect privacy. Relevant graphs are also suppressed.

< 5 Less than five patients. For measures by urgency category, counts are included in an adjacent category. Relevant graphs are also suppressed.

1. Excluding staged procedures.
2. Excluding staged procedures and cystoscopy.
3. Including non-urgent cystoscopy.
4. Excludes the total number of days the patient was coded as 'not ready for surgery'.
5. This is the number of days it took for half of patients who received elective surgery during the period to be admitted and receive their surgery. The other half took equal to or longer than the median to be admitted for surgery.
6. This is the number of days it took for 90% of patients who received elective surgery during the period to be admitted and receive their surgery. The final 10% of patients took equal to or longer than the 90th percentile.
7. The procedures included in this list are procedures which are high volume; some may be associated with long waiting periods. For a description of these procedures see *Elective Surgery Glossary of Common Procedures, December 2012*.
8. Includes staged procedures, non-urgent cystoscopy, and patients currently not available for personal reasons.

For more information: For details of methods, see the *Technical Supplement: Elective surgery measures, January to March 2018*.

Note: All percentages rounded to whole numbers and therefore percentages may not add to 100%.

Source: Waiting List Collection On-Line System, NSW Health (extracted 13 April 2018.).