

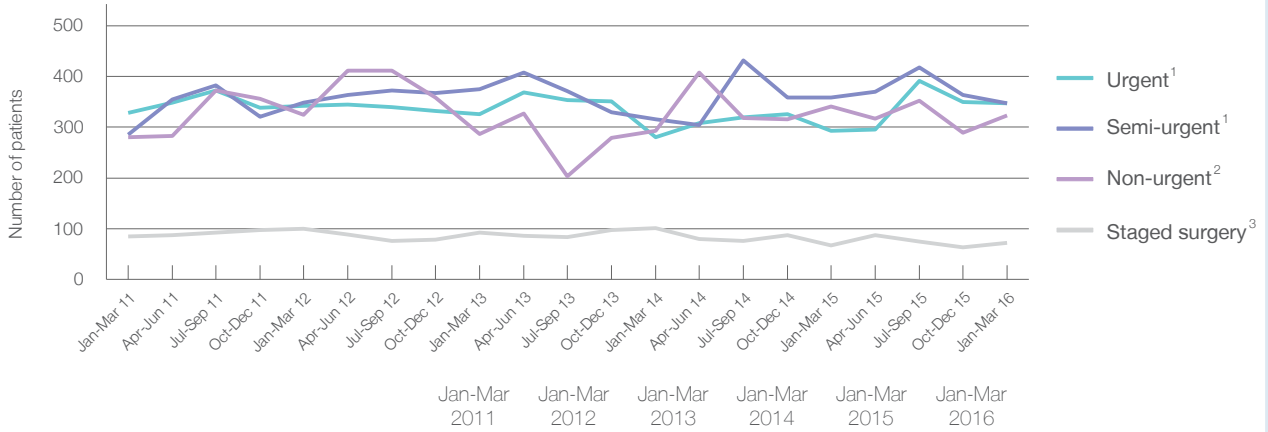
Lismore Base Hospital: Elective surgery performed

January to March 2016

Patients who received elective surgery by urgency category: 1,090 patients

Urgency Category	Number of Patients	Percentage of Patients	Same period last year	Change since one year ago
1 Urgent ¹	347	32%	293	18%
2 Semi-urgent ¹	347	32%	358	-3%
3 Non-urgent ²	323	30%	341	-5%
Staged surgery ³	73	7%	67	9%

Patients who received elective surgery by urgency category by quarter, January 2011 to March 2016



	Jan-Mar 2011	Jan-Mar 2012	Jan-Mar 2013	Jan-Mar 2014	Jan-Mar 2015	Jan-Mar 2016
All categories	978	1,114	1,080	990	1,059	1,090
Urgent ¹	328	342	326	280	293	347
Semi-urgent ¹	285	348	375	315	358	347
Non-urgent ²	280	324	287	293	341	323
Staged surgery ³	85	100	92	102	67	73

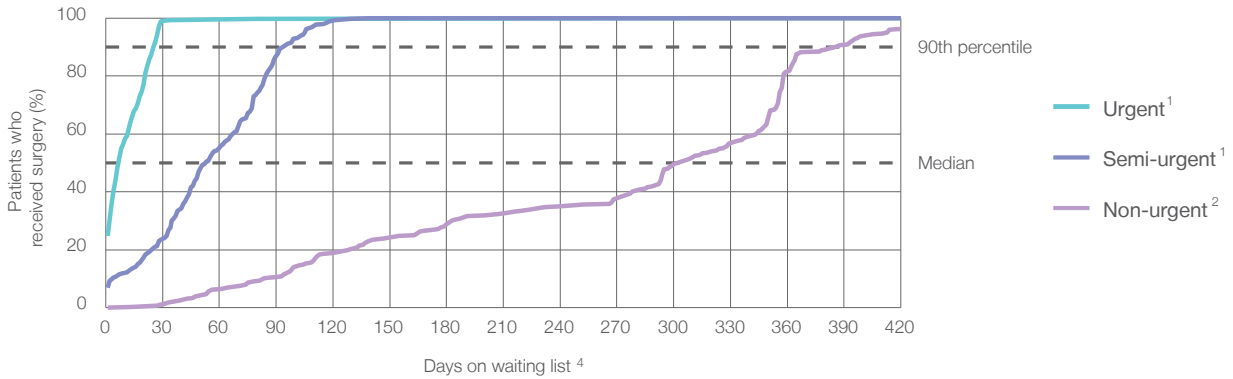
Lismore Base Hospital: Time waited to receive elective surgery

January to March 2016

Percentage of patients who received surgery within the clinically recommended timeframe

Urgency Category	Recommended Timeframe	Percentage	Same period last year	Peer group (this period)
1 Urgent ¹	Recommended: 30 days	99%	100%	99%
2 Semi-urgent ¹	Recommended: 90 days	87%	97%	98%
3 Non-urgent ²	Recommended: 365 days	88%	98%	96%

Percentage of patients who received elective surgery by waiting time (days)



Waiting time (days) for people who received surgery by urgency category

Urgency Category	Number of Patients	Median time to receive surgery	90th percentile time to receive surgery	Peer group (this period)	This hospital (same period last year)	Peer group (same period last year)
1 Urgent: ¹	347 patients	7 days	26 days	13	8	13
2 Semi-urgent: ¹	347 patients	53 days	94 days	51	53	54
3 Non-urgent: ²	323 patients	303 days	385 days	273	316	286

Lismore Base Hospital: Time waited to receive elective surgery

January to March 2016

Median ⁵ waiting time (days) for patients who received elective surgery by specialty of surgeon		Same period last year	Peer group (this period)
Cardiothoracic surgery	n/a (0 patients)	n/a	n/a
Ear, nose and throat surgery	66 days (57 patients)	52	281
General surgery	28 days (230 patients)	27	59
Gynaecology	34 days (168 patients)	34	54
Medical	* (< 5 patients)	*	15
Neurosurgery	n/a (0 patients)	n/a	n/a
Ophthalmology	294 days (197 patients)	284	285
Orthopaedic surgery	67 days (192 patients)	49	223
Plastic surgery	n/a (0 patients)	n/a	78
Urology	26 days (193 patients)	35	44
Vascular surgery	9 days (52 patients)	18	24

Median ⁵ waiting time (days) for patients who received elective surgery by common procedures ⁷		Same period last year	Peer group (this period)
Abdominal hysterectomy	55 days (13 patients)	83	81
Cataract extraction	294 days (159 patients)	302	293
Cholecystectomy	92 days (21 patients)	40	71
Coronary artery bypass graft	n/a (0 patients)	n/a	n/a
Cystoscopy	23 days (93 patients)	29	29
Haemorrhoidectomy	* (6 patients)	*	78
Hysteroscopy	27 days (36 patients)	*	40
Inguinal herniorrhaphy	* (9 patients)	111	95
Myringoplasty / Tympanoplasty	* (< 5 patients)	*	345
Myringotomy	* (7 patients)	*	68
Other - General	14 days (12 patients)	23	41
Prostatectomy	64 days (28 patients)	65	76
Septoplasty	* (5 patients)	*	329
Tonsillectomy	140 days (14 patients)	85	294
Total hip replacement	136 days (35 patients)	277	259
Total knee replacement	356 days (41 patients)	322	311
Varicose veins stripping and ligation	98 days (13 patients)	91	111

Lismore Base Hospital: Elective surgery waiting list

January to March 2016

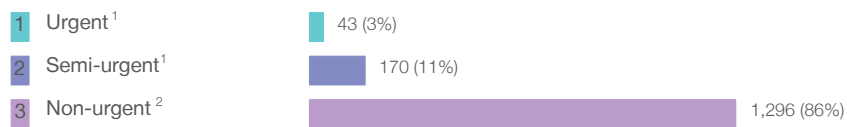
Patients ready for surgery on waiting list at start of quarter: 1,574 patients
 Patients ready for surgery on waiting list at end of quarter: 1,509 patients
 Patients not ready for surgery⁸ on waiting list at end of quarter: 299 patients

Same period last year	Change since one year ago
1,320	19%
1,339	13%
293	2%

Lismore Base Hospital: Patients ready for elective surgery

as at 31st March 2016

Patients ready for surgery on waiting list by urgency category: 1,509 patients



Same period last year	Change since one year ago
49	-12%
233	-27%
1,057	23%

Lismore Base Hospital: Patients ready for elective surgery

as at 31st March 2016

Patients ready for elective surgery by specialty of surgeon: 1,509 patients

	As at 31 Mar 2016	Same time last year	Change since one year ago
All specialties	1,509	1,339	13%
Cardiothoracic surgery	0	0	n/a
Ear, nose and throat surgery	47	83	-43%
General surgery	110	134	-18%
Gynaecology	82	78	5%
Medical	< 5	0	n/a
Neurosurgery	0	0	n/a
Ophthalmology	742	591	26%
Orthopaedic surgery	407	365	12%
Plastic surgery	0	0	n/a
Urology	82	63	30%
Vascular surgery	38	25	52%

Patients ready for elective surgery for common procedures ⁷

	As at 31 Mar 2016	Same time last year	Change since one year ago
Abdominal hysterectomy	25	23	9%
Cataract extraction	650	527	23%
Cholecystectomy	13	20	-35%
Coronary artery bypass graft	0	< 5	n/a
Cystoscopy	23	26	-12%
Haemorrhoidectomy	< 5	< 5	*
Hysteroscopy	10	10	0%
Inguinal herniorrhaphy	20	14	43%
Myringoplasty / Tympanoplasty	< 5	5	*
Myringotomy	6	< 5	*
Other - General	6	< 5	*
Prostatectomy	24	13	85%
Septoplasty	< 5	11	*
Tonsillectomy	25	33	-24%
Total hip replacement	89	67	33%
Total knee replacement	213	187	14%
Varicose veins stripping and ligation	24	18	33%

Lismore Base Hospital: Patients ready for elective surgery as at 31st March 2016

Patients ready for elective surgery, on the waiting list for longer than 12 months

As at 31 Mar 2016

Same time last year

All specialties	14	< 5
-----------------	----	-----

* Suppressed due to small numbers and to protect privacy. Relevant graphs are also suppressed.

< 5 Less than five patients. For measures by urgency category, counts are included in an adjacent category. Relevant graphs are also suppressed.

1. Excluding staged procedures.
2. Excluding staged procedures and cystoscopy.
3. Including non-urgent cystoscopy.
4. Excludes the total number of days the patient was coded as 'not ready for surgery'.
5. This is the number of days it took for half of patients who received elective surgery during the period to be admitted and receive their surgery. The other half took equal to or longer than the median to be admitted for surgery.
6. This is the number of days it took for 90% of patients who received elective surgery during the period to be admitted and receive their surgery. The final 10% of patients took equal to or longer than the 90th percentile.
7. The procedures included in this list are procedures which are high volume; some may be associated with long waiting periods. For a description of these procedures see *Elective Surgery Glossary of Common Procedures, December 2012*.
8. Includes staged procedures, non-urgent cystoscopy, and patients currently not available for personal reasons.

For more information: For details of methods, see the *Technical Supplement: Elective surgery measures, January to March 2013*.

Note: All percentages rounded to whole numbers and therefore percentages may not add to 100%.

Source: Waiting List Collection On-Line System, NSW Health (extracted 15 April 2016).