

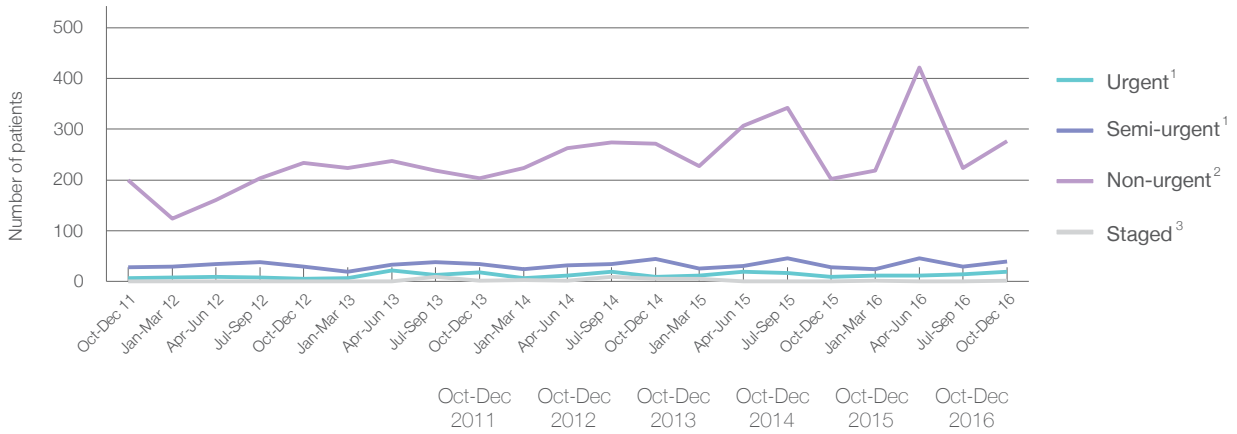
Kempsey Hospital: Elective surgery performed

October to December 2016

Patients who received elective surgery by urgency category: 337 patients



Patients who received elective surgery by urgency category by quarter, October 2011 to December 2016



	Oct-Dec 2011	Oct-Dec 2012	Oct-Dec 2013	Oct-Dec 2014	Oct-Dec 2015	Oct-Dec 2016
All categories	235	270	258	332	240	337
Urgent ¹	7	6	18	10	10	19
Semi-urgent ¹	28	30	35	45	28	39
Non-urgent ²	200	234	203	271	202	277
Staged ³	0	0	2	6	0	2

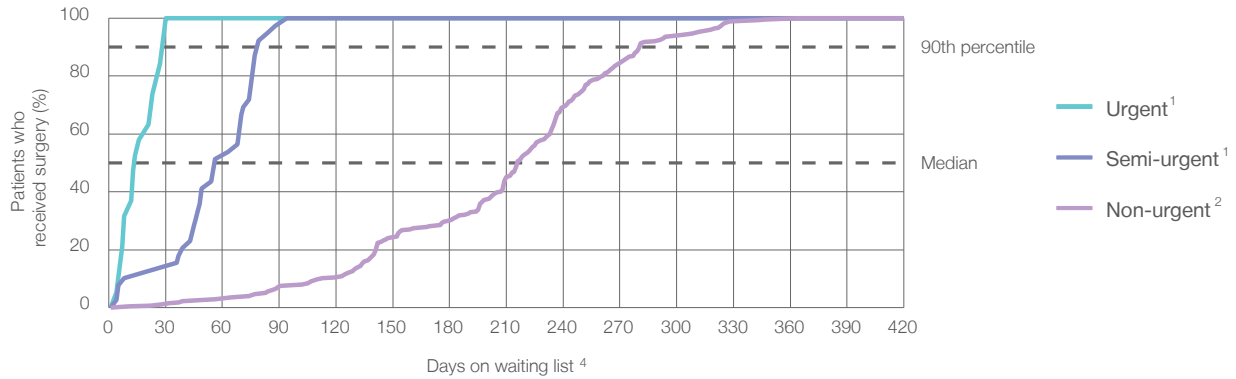
Kempsey Hospital: Time waited to receive elective surgery

October to December 2016

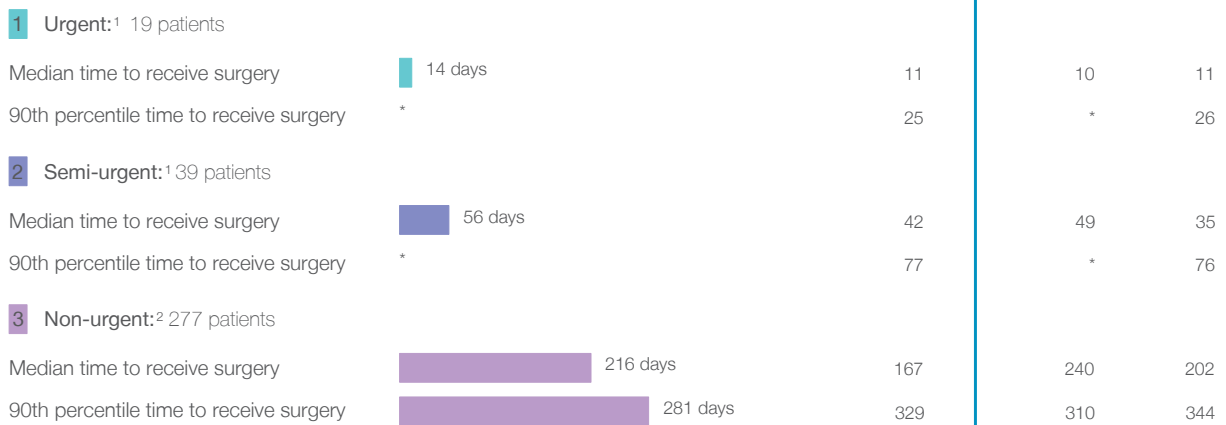
Percentage of patients who received surgery within the clinically recommended timeframe



Percentage of patients who received elective surgery by waiting time (days)

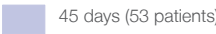





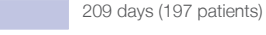

Waiting time (days) for people who received surgery by urgency category



Kempsey Hospital: Time waited to receive elective surgery

October to December 2016

Median ⁵ waiting time (days) for patients who received elective surgery by specialty of surgeon		Same period last year	Peer group (this period)
Cardiothoracic surgery	n/a (0 patients)	n/a	n/a
Ear, nose and throat surgery	n/a (0 patients)	n/a	89
General surgery	 45 days (53 patients)	46	35
Gynaecology	* (< 5 patients)	*	39
Medical	* (< 5 patients)	*	23
Neurosurgery	n/a (0 patients)	n/a	n/a
Ophthalmology	 210 days (212 patients)	239	182
Orthopaedic surgery	 224 days (54 patients)	236	88
Plastic surgery	n/a (0 patients)	n/a	n/a
Urology	 288 days (12 patients)	n/a	32
Vascular surgery	* (< 5 patients)	*	185

Median ⁵ waiting time (days) for patients who received elective surgery by common procedures ⁷		Same period last year	Peer group (this period)
Abdominal hysterectomy	n/a (0 patients)	n/a	53
Cataract extraction	 209 days (197 patients)	239	195
Cholecystectomy	* (5 patients)	*	48
Coronary artery bypass graft	n/a (0 patients)	n/a	n/a
Cystoscopy	n/a (0 patients)	n/a	22
Haemorrhoidectomy	n/a (0 patients)	*	48
Hysteroscopy	n/a (0 patients)	n/a	28
Inguinal herniorrhaphy	 181 days (11 patients)	*	61
Myringoplasty / Tympanoplasty	n/a (0 patients)	n/a	*
Myringotomy	n/a (0 patients)	n/a	*
Other - General	n/a (0 patients)	n/a	30
Prostatectomy	n/a (0 patients)	n/a	70
Septoplasty	n/a (0 patients)	n/a	*
Tonsillectomy	n/a (0 patients)	n/a	195
Total hip replacement	n/a (0 patients)	n/a	n/a
Total knee replacement	n/a (0 patients)	n/a	n/a
Varicose veins stripping and ligation	* (< 5 patients)	*	185

Kempsey Hospital: Elective surgery waiting list

October to December 2016

Patients ready for surgery on waiting list at start of quarter: 715 patients

Patients ready for surgery on waiting list at end of quarter: 717 patients

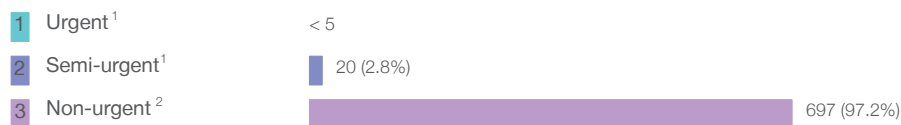
Patients not ready for surgery⁸ on waiting list at end of quarter: 63 patients

	Same period last year	Change since one year ago
Patients ready for surgery on waiting list at start of quarter	712	0.4%
Patients ready for surgery on waiting list at end of quarter	772	-7.1%
Patients not ready for surgery ⁸ on waiting list at end of quarter	75	-16.0%

Kempsey Hospital: Patients ready for elective surgery

as at 31st December 2016

Patients ready for surgery on waiting list by urgency category: 717 patients



	Same period last year	Change since one year ago
Urgent ¹	0	*
Semi-urgent ¹	16	18.8%
Non-urgent ²	756	-7.8%

Kempsey Hospital: Patients ready for elective surgery

as at 31st December 2016

Patients ready for elective surgery by specialty of surgeon: 717 patients

	As at 31 Dec 2016	Same time last year	Change since one year ago
All specialties	717	772	-7.1%
Cardiothoracic surgery	0	0	n/a
Ear, nose and throat surgery	0	0	n/a
General surgery	41	41	0.0%
Gynaecology	< 5	< 5	*
Medical	7	0	n/a
Neurosurgery	0	0	n/a
Ophthalmology	494	564	-12.4%
Orthopaedic surgery	135	144	-6.3%
Plastic surgery	0	0	n/a
Urology	20	17	17.6%
Vascular surgery	19	5	280.0%

Patients ready for elective surgery for common procedures ⁷

	As at 31 Dec 2016	Same time last year	Change since one year ago
Abdominal hysterectomy	0	< 5	n/a
Cataract extraction	459	538	-14.7%
Cholecystectomy	< 5	< 5	*
Coronary artery bypass graft	0	< 5	n/a
Cystoscopy	0	< 5	n/a
Haemorrhoidectomy	< 5	< 5	n/a
Hysteroscopy	0	< 5	n/a
Inguinal herniorrhaphy	18	12	50.0%
Myringoplasty / Tympanoplasty	0	< 5	n/a
Myringotomy	0	< 5	n/a
Other - General	0	< 5	n/a
Prostatectomy	0	< 5	n/a
Septoplasty	0	< 5	n/a
Tonsillectomy	0	< 5	n/a
Total hip replacement	0	< 5	n/a
Total knee replacement	< 5	< 5	n/a
Varicose veins stripping and ligation	19	5	280.0%

Kempsey Hospital: Patients ready for elective surgery

as at 31st December 2016

Patients ready for elective surgery, on the waiting list for longer than 12 months

	As at 31 Dec 2016	Same time last year
All specialties	0	0

* Suppressed due to small numbers and to protect privacy. Relevant graphs are also suppressed.

< 5 Less than five patients. For measures by urgency category, counts are included in an adjacent category. Relevant graphs are also suppressed.

1. Excluding staged procedures.
2. Excluding staged procedures and cystoscopy.
3. Including non-urgent cystoscopy.
4. Excludes the total number of days the patient was coded as 'not ready for surgery'.
5. This is the number of days it took for half of patients who received elective surgery during the period to be admitted and receive their surgery. The other half took equal to or longer than the median to be admitted for surgery.
6. This is the number of days it took for 90% of patients who received elective surgery during the period to be admitted and receive their surgery. The final 10% of patients took equal to or longer than the 90th percentile.
7. The procedures included in this list are procedures which are high volume; some may be associated with long waiting periods. For a description of these procedures see *Elective Surgery Glossary of Common Procedures, December 2012*.
8. Includes staged procedures, non-urgent cystoscopy, and patients currently not available for personal reasons.

For more information: For details of methods, see the *Technical Supplement: Elective surgery measures, July to September 2016*.

Note: All percentages rounded to whole numbers and therefore percentages may not add to 100%.

Source: Waiting List Collection On-Line System, NSW Health (extracted 20 January 2017.).