

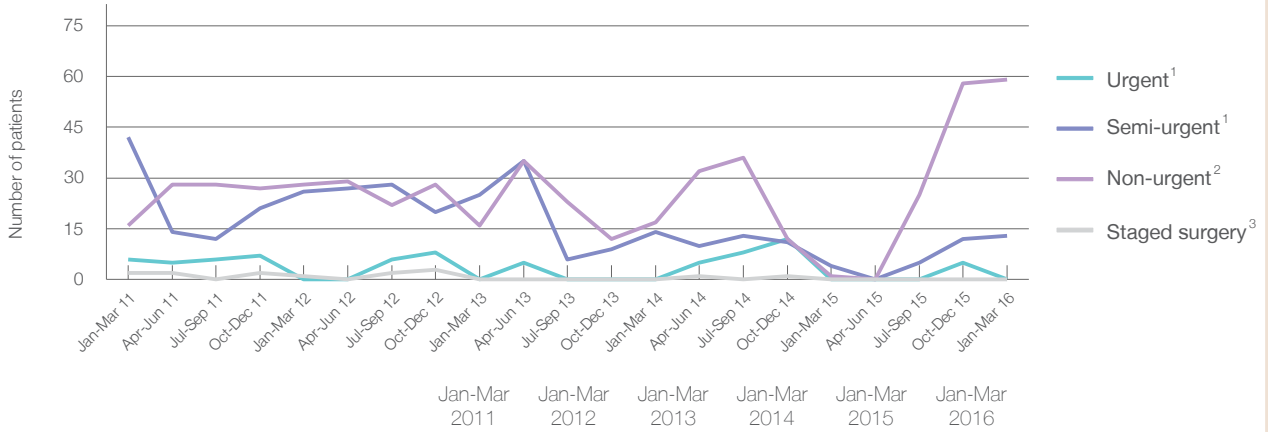
Bellinger River District Hospital: Elective surgery performed

January to March 2016

Patients who received elective surgery by urgency category: 72 patients



Patients who received elective surgery by urgency category by quarter, January 2011 to March 2016



Urgency Category	Jan-Mar 2011	Jan-Mar 2012	Jan-Mar 2013	Jan-Mar 2014	Jan-Mar 2015	Jan-Mar 2016
All categories	66	55	41	31	5	72
Urgent ¹	6	< 5	< 5	< 5	0	< 5
Semi-urgent ¹	42	26	25	14	< 5	13
Non-urgent ²	16	28	16	17	< 5	59
Staged surgery ³	2	1	0	0	0	0

Elective surgery for this hospital was temporarily performed at another facility during some quarters.

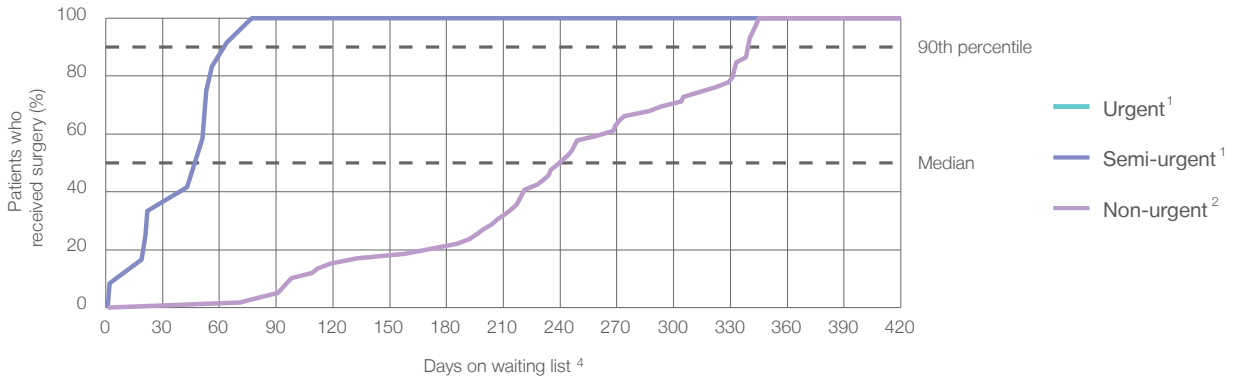
Bellinger River District Hospital: Time waited to receive elective surgery

January to March 2016

Percentage of patients who received surgery within the clinically recommended timeframe



Percentage of patients who received elective surgery by waiting time (days)





Waiting time (days) for people who received surgery by urgency category


Urgency Category	Median time to receive surgery	90th percentile time to receive surgery	Peer group (this period)	This hospital (same period last year)	Peer group (same period last year)
1 Urgent: ¹ < 5	*	*	12	*	12
2 Semi-urgent: ¹ 13 patients	51 days	*	38	*	40
3 Non-urgent: ² 59 patients	241 days	*	78	*	79
			204	*	189
			335	*	351

Elective surgery for this hospital was temporarily performed at another facility during some quarters.

Bellinger River District Hospital: Time waited to receive elective surgery

January to March 2016

Median ⁵ waiting time (days) for patients who received elective surgery by specialty of surgeon		Same period last year	Peer group (this period)
Cardiothoracic surgery	n/a (0 patients)	n/a	n/a
Ear, nose and throat surgery	n/a (0 patients)	n/a	116
General surgery	 95 days (24 patients)	*	31
Gynaecology	n/a (0 patients)	n/a	41
Medical	* (< 5 patients)	n/a	61
Neurosurgery	n/a (0 patients)	n/a	n/a
Ophthalmology	 244 days (47 patients)	n/a	245
Orthopaedic surgery	n/a (0 patients)	n/a	119
Plastic surgery	n/a (0 patients)	n/a	n/a
Urology	n/a (0 patients)	n/a	27
Vascular surgery	n/a (0 patients)	n/a	216

Median ⁵ waiting time (days) for patients who received elective surgery by common procedures ⁷		Same period last year	Peer group (this period)
Abdominal hysterectomy	n/a (0 patients)	n/a	53
Cataract extraction	 244 days (47 patients)	n/a	253
Cholecystectomy	n/a (0 patients)	n/a	49
Coronary artery bypass graft	n/a (0 patients)	n/a	n/a
Cystoscopy	n/a (0 patients)	n/a	22
Haemorrhoidectomy	* (< 5 patients)	n/a	25
Hysteroscopy	n/a (0 patients)	n/a	36
Inguinal herniorrhaphy	* (< 5 patients)	*	55
Myringoplasty / Tympanoplasty	n/a (0 patients)	n/a	*
Myringotomy	n/a (0 patients)	n/a	*
Other - General	n/a (0 patients)	n/a	21
Prostatectomy	n/a (0 patients)	n/a	*
Septoplasty	n/a (0 patients)	n/a	232
Tonsillectomy	n/a (0 patients)	n/a	115
Total hip replacement	n/a (0 patients)	n/a	n/a
Total knee replacement	n/a (0 patients)	n/a	n/a
Varicose veins stripping and ligation	n/a (0 patients)	n/a	213

Elective surgery for this hospital was temporarily performed at another facility during some quarters.

Bellinger River District Hospital: Elective surgery waiting list

January to March 2016

Patients ready for surgery on waiting list at start of quarter: 180 patients

Patients ready for surgery on waiting list at end of quarter: 186 patients


Patients not ready for surgery⁸ on waiting list at end of quarter: 19 patients

	Same period last year	Change since one year ago
Patients ready for surgery on waiting list at start of quarter	32	463%
Patients ready for surgery on waiting list at end of quarter	16	1063%
Patients not ready for surgery ⁸ on waiting list at end of quarter	1	1800%

Bellinger River District Hospital: Patients ready for elective surgery

as at 31st March 2016

Patients ready for surgery on waiting list by urgency category: 186 patients



	Same period last year	Change since one year ago
Urgent ¹	0	
Semi-urgent ¹	0	
Non-urgent ²	16	1031%

Elective surgery for this hospital was temporarily performed at another facility during some quarters.

Bellinger River District Hospital: Patients ready for elective surgery

as at 31st March 2016

Patients ready for elective surgery by specialty of surgeon: 186 patients

	As at 31 Mar 2016	Same time last year	Change since one year ago
All specialties	186	16	1063%
Cardiothoracic surgery	0	0	n/a
Ear, nose and throat surgery	0	0	n/a
General surgery	26	16	63%
Gynaecology	0	0	n/a
Medical	< 5	0	n/a
Neurosurgery	0	0	n/a
Ophthalmology	159	0	n/a
Orthopaedic surgery	0	0	n/a
Plastic surgery	0	0	n/a
Urology	0	0	n/a
Vascular surgery	0	0	n/a

Patients ready for elective surgery for common procedures ⁷

	As at 31 Mar 2016	Same time last year	Change since one year ago
Abdominal hysterectomy	0	< 5	n/a
Cataract extraction	157	< 5	n/a
Cholecystectomy	0	< 5	n/a
Coronary artery bypass graft	0	< 5	n/a
Cystoscopy	0	< 5	n/a
Haemorrhoidectomy	0	< 5	*
Hysteroscopy	0	< 5	n/a
Inguinal herniorrhaphy	< 5	< 5	*
Myringoplasty / Tympanoplasty	0	< 5	n/a
Myringotomy	0	< 5	n/a
Other - General	0	< 5	n/a
Prostatectomy	0	< 5	n/a
Septoplasty	0	< 5	n/a
Tonsillectomy	0	< 5	n/a
Total hip replacement	0	< 5	n/a
Total knee replacement	0	< 5	n/a
Varicose veins stripping and ligation	< 5	< 5	n/a

Elective surgery for this hospital was temporarily performed at another facility during some quarters.

Bellinger River District Hospital: Patients ready for elective surgery as at 31st March 2016

Patients ready for elective surgery, on the waiting list for longer than 12 months

	As at 31 Mar 2016	Same time last year
All specialties	0	0

Elective surgery for this hospital was temporarily performed at another facility during some quarters.

- * Suppressed due to small numbers and to protect privacy. Relevant graphs are also suppressed.
- < 5 Less than five patients. For measures by urgency category, counts are included in an adjacent category. Relevant graphs are also suppressed.
1. Excluding staged procedures.
 2. Excluding staged procedures and cystoscopy.
 3. Including non-urgent cystoscopy.
 4. Excludes the total number of days the patient was coded as 'not ready for surgery'.
 5. This is the number of days it took for half of patients who received elective surgery during the period to be admitted and receive their surgery. The other half took equal to or longer than the median to be admitted for surgery.
 6. This is the number of days it took for 90% of patients who received elective surgery during the period to be admitted and receive their surgery. The final 10% of patients took equal to or longer than the 90th percentile.
 7. The procedures included in this list are procedures which are high volume; some may be associated with long waiting periods. For a description of these procedures see *Elective Surgery Glossary of Common Procedures, December 2012*.
 8. Includes staged procedures, non-urgent cystoscopy, and patients currently not available for personal reasons.
- For more information: For details of methods, see the *Technical Supplement: Elective surgery measures, January to March 2013*.
- Note:** All percentages rounded to whole numbers and therefore percentages may not add to 100%.
- Source:** Waiting List Collection On-Line System, NSW Health (extracted 15 April 2016).