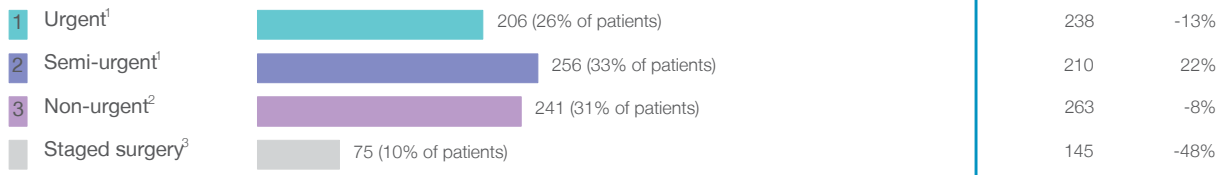


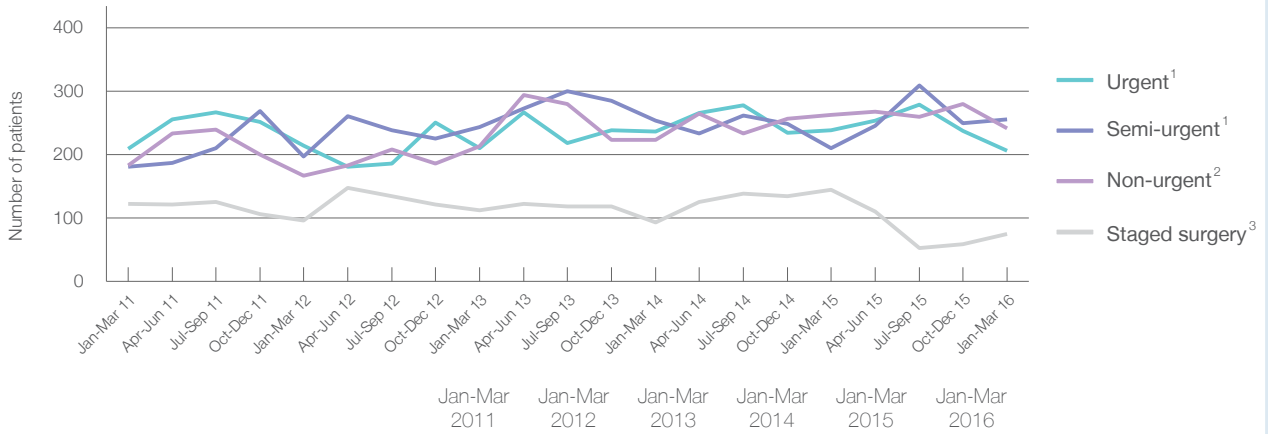
The Tweed Hospital: Elective surgery performed

January to March 2016

Patients who received elective surgery by urgency category: 778 patients



Patients who received elective surgery by urgency category by quarter, January 2011 to March 2016



Urgency Category	Jan-Mar 2011	Jan-Mar 2012	Jan-Mar 2013	Jan-Mar 2014	Jan-Mar 2015	Jan-Mar 2016
All categories	695	674	778	806	856	778
Urgent ¹	209	214	210	236	238	206
Semi-urgent ¹	181	197	243	254	210	256
Non-urgent ²	183	167	213	223	263	241
Staged surgery ³	122	96	112	93	145	75

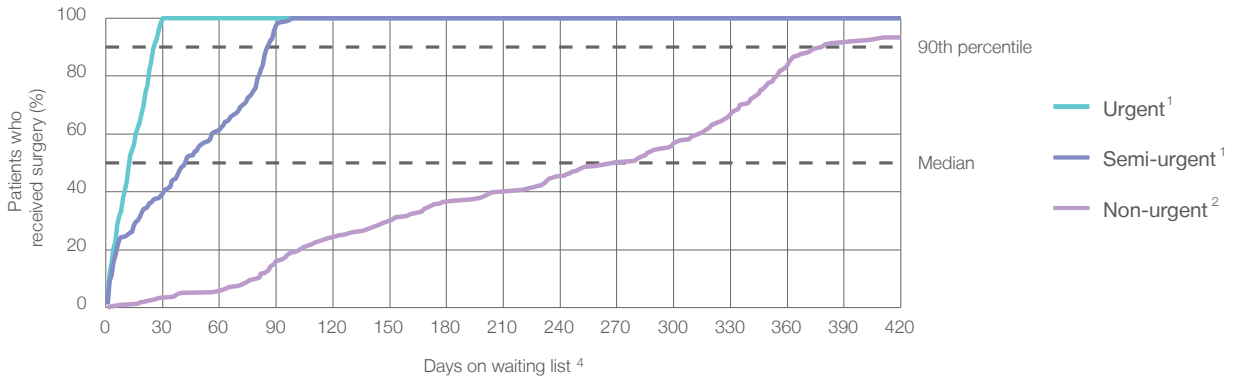
The Tweed Hospital: Time waited to receive elective surgery

January to March 2016

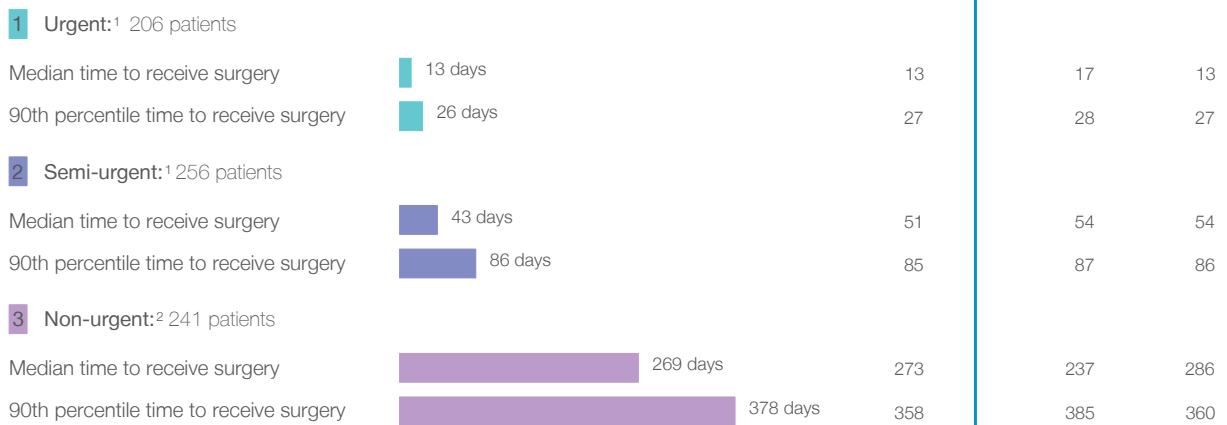
Percentage of patients who received surgery within the clinically recommended timeframe



Percentage of patients who received elective surgery by waiting time (days)



















Waiting time (days) for people who received surgery by urgency category



The Tweed Hospital: Time waited to receive elective surgery

January to March 2016

Median ⁵ waiting time (days) for patients who received elective surgery by specialty of surgeon		Same period last year	Peer group (this period)
Cardiothoracic surgery	n/a (0 patients)	n/a	n/a
Ear, nose and throat surgery	 116 days (112 patients)	291	281
General surgery	 24 days (197 patients)	22	59
Gynaecology	 71 days (106 patients)	78	54
Medical	* (< 5 patients)	8	15
Neurosurgery	n/a (0 patients)	n/a	n/a
Ophthalmology	n/a (0 patients)	n/a	285
Orthopaedic surgery	 87 days (166 patients)	85	223
Plastic surgery	n/a (0 patients)	n/a	78
Urology	 17 days (188 patients)	24	44
Vascular surgery	* (5 patients)	*	24

Median ⁵ waiting time (days) for patients who received elective surgery by common procedures ⁷		Same period last year	Peer group (this period)
Abdominal hysterectomy	 73 days (23 patients)	177	81
Cataract extraction	n/a (0 patients)	n/a	293
Cholecystectomy	 22 days (16 patients)	17	71
Coronary artery bypass graft	n/a (0 patients)	n/a	n/a
Cystoscopy	 19 days (85 patients)	20	29
Haemorrhoidectomy	* (8 patients)	*	78
Hysteroscopy	 75 days (38 patients)	55	40
Inguinal herniorrhaphy	 204 days (25 patients)	67	95
Myringoplasty / Tympanoplasty	* (< 5 patients)	*	345
Myringotomy	n/a (0 patients)	n/a	68
Other - General	 16 days (20 patients)	39	41
Prostatectomy	 9 days (30 patients)	46	76
Septoplasty	 237 days (10 patients)	*	329
Tonsillectomy	 90 days (38 patients)	293	294
Total hip replacement	 87 days (25 patients)	229	259
Total knee replacement	 170 days (32 patients)	153	311
Varicose veins stripping and ligation	n/a (0 patients)	n/a	111

The Tweed Hospital: Elective surgery waiting list

January to March 2016

Patients ready for surgery on waiting list at start of quarter: 961 patients

Patients ready for surgery on waiting list at end of quarter: 1,003 patients

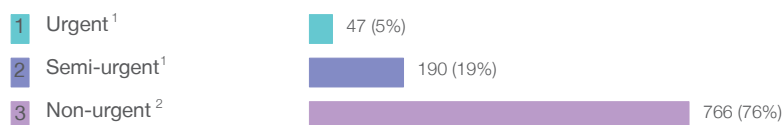
Patients not ready for surgery⁸ on waiting list at end of quarter: 419 patients

	Same period last year	Change since one year ago
Patients ready for surgery on waiting list at start of quarter	1,070	-10%
Patients ready for surgery on waiting list at end of quarter	1,085	-8%
Patients not ready for surgery ⁸ on waiting list at end of quarter	337	24%

The Tweed Hospital: Patients ready for elective surgery

as at 31st March 2016

Patients ready for surgery on waiting list by urgency category: 1,003 patients



	Same period last year	Change since one year ago
Urgent ¹	46	2%
Semi-urgent ¹	162	17%
Non-urgent ²	877	-13%

The Tweed Hospital: Patients ready for elective surgery

as at 31st March 2016

Patients ready for elective surgery by specialty of surgeon: 1,003 patients

	As at 31 Mar 2016	Same time last year	Change since one year ago
All specialties	1,003	1,085	-8%
Cardiothoracic surgery	0	0	n/a
Ear, nose and throat surgery	249	362	-31%
General surgery	223	178	25%
Gynaecology	141	178	-21%
Medical	6	< 5	*
Neurosurgery	0	0	n/a
Ophthalmology	0	0	n/a
Orthopaedic surgery	314	284	11%
Plastic surgery	0	0	n/a
Urology	68	76	-11%
Vascular surgery	< 5	< 5	*

Patients ready for elective surgery for common procedures ⁷

	As at 31 Mar 2016	Same time last year	Change since one year ago
Abdominal hysterectomy	34	38	-11%
Cataract extraction	0	< 5	n/a
Cholecystectomy	22	16	38%
Coronary artery bypass graft	0	< 5	n/a
Cystoscopy	17	30	-43%
Haemorrhoidectomy	10	10	0%
Hysteroscopy	37	49	-24%
Inguinal herniorrhaphy	50	39	28%
Myringoplasty / Tympanoplasty	12	19	-37%
Myringotomy	0	< 5	n/a
Other - General	17	12	42%
Prostatectomy	19	16	19%
Septoplasty	45	49	-8%
Tonsillectomy	53	126	-58%
Total hip replacement	45	45	0%
Total knee replacement	106	75	41%
Varicose veins stripping and ligation	0	< 5	*

The Tweed Hospital: Patients ready for elective surgery as at 31st March 2016

Patients ready for elective surgery, on the waiting list for longer than 12 months

As at 31 Mar 2016 Same time last year

	As at 31 Mar 2016	Same time last year
All specialties	8	22

* Suppressed due to small numbers and to protect privacy. Relevant graphs are also suppressed.

< 5 Less than five patients. For measures by urgency category, counts are included in an adjacent category. Relevant graphs are also suppressed.

1. Excluding staged procedures.
2. Excluding staged procedures and cystoscopy.
3. Including non-urgent cystoscopy.
4. Excludes the total number of days the patient was coded as 'not ready for surgery'.
5. This is the number of days it took for half of patients who received elective surgery during the period to be admitted and receive their surgery. The other half took equal to or longer than the median to be admitted for surgery.
6. This is the number of days it took for 90% of patients who received elective surgery during the period to be admitted and receive their surgery. The final 10% of patients took equal to or longer than the 90th percentile.
7. The procedures included in this list are procedures which are high volume; some may be associated with long waiting periods. For a description of these procedures see *Elective Surgery Glossary of Common Procedures, December 2012*.
8. Includes staged procedures, non-urgent cystoscopy, and patients currently not available for personal reasons.

For more information: For details of methods, see the *Technical Supplement: Elective surgery measures, January to March 2013*.

Note: All percentages rounded to whole numbers and therefore percentages may not add to 100%.

Source: Waiting List Collection On-Line System, NSW Health (extracted 15 April 2016).