

Prince of Wales Hospital: Activity profiles, potentially avoidable admissions for COPD and CHF

July 2009 to June 2010

		Same period last year	Change since one year ago
Total hospitalisations ¹	42,217	42,270	0%
Select medical hospitalisations ²	13,759	13,824	0%
Total potentially preventable hospitalisations ³	3,652	3,573	2%
Chronic Obstructive Pulmonary Disease (COPD) admissions ⁴	369	409	-10%
Congestive Heart Failure (CHF) admissions ⁴	271	249	9%

Rates per 1,000 select medical hospitalisations⁵

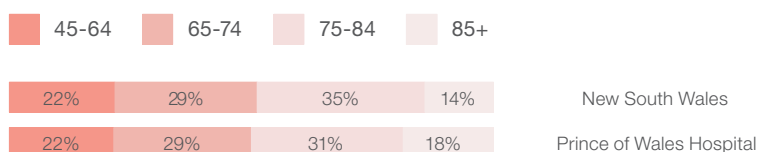
	This period (2009-10)	Last period (2008-09)	Peer group (2009-10)		This period (2009-10)	Last period (2008-09)	Peer group (2009-10)
COPD⁴				CHF⁴			
Actual	27.0	29.6	27.1	Actual	19.9	17.5	23.4
Standardised	23.4	27.1	28.3	Standardised	23.2	17.6	24.4
95% CI	(19.1 - 28.0)	(23.0 - 31.5)	(27.4 - 29.2)	95% CI	(18.2 - 28.6)	(12.3 - 23.3)	(23.6 - 25.3)

Prince of Wales Hospital: Patient profiles, potentially avoidable admissions for COPD and CHF

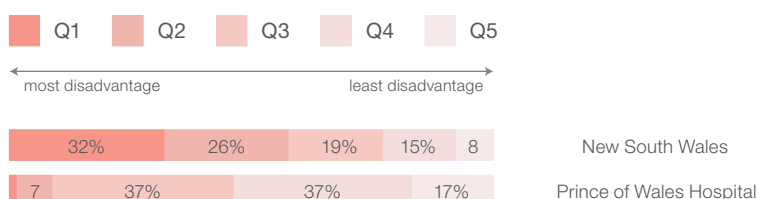
July 2009 to June 2010

Potentially avoidable COPD admissions^{1,4}

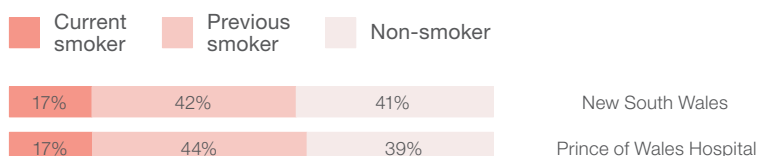
Age profile (years)




Socioeconomic status⁶ (quintile of disadvantage)



Smoking status at admission⁷



Aboriginal status⁸

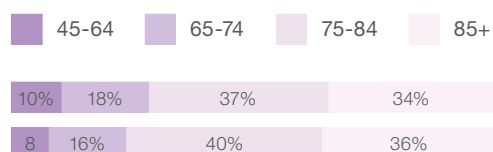


Rural postcode⁹

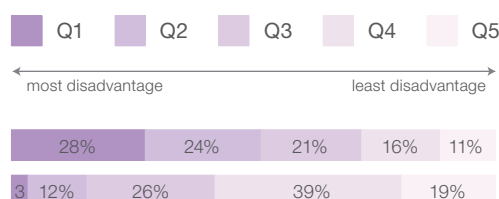


Potentially avoidable CHF admissions^{1,4}

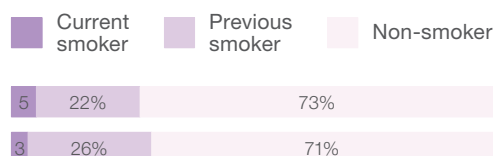
Age profile (years)



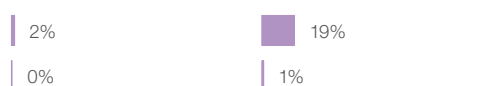
Socioeconomic status⁶ (quintile of disadvantage)



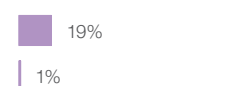
Smoking status at admission⁷



Aboriginal status⁸



Rural postcode⁹

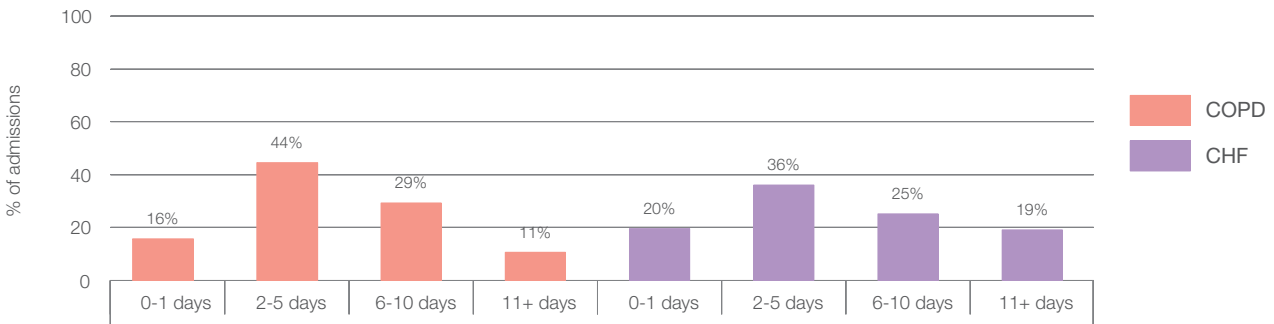


Prince of Wales Hospital: Hospital stay profiles, potentially avoidable admissions for COPD and CHF

July 2009 to June 2010

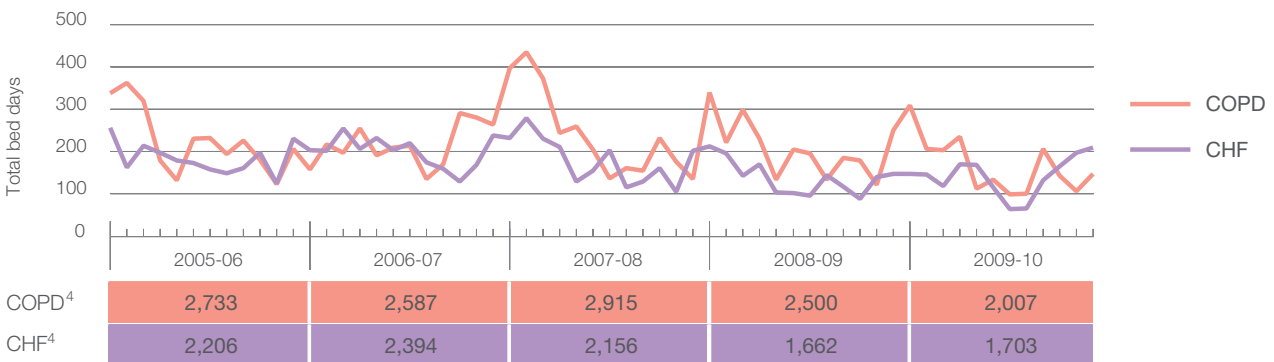
COPD admissions ⁴			CHF admissions ⁴			
	This period (2009-10)	Last period (2008-09)	Peer group (2009-10)	This period (2009-10)	Last period (2008-09)	Peer group (2009-10)
% Unplanned ¹⁰	97%	93%	97%	95%	95%	98%
% from ED [†]	92%	88%	87%	88%	90%	86%
COPD average length of stay in days ⁴			CHF average length of stay in days ⁴			
Actual	5.7	6.0	6.1	Actual	6.5	6.6

Length of stay profiles



Prince of Wales Hospital: Total bed days, potentially avoidable admissions for COPD and CHF

July 2005 to June 2010 (monthly)



(*) Suppressed: relative standard error $\geq 40\%$. (†) Interpret with caution: $30\% \leq$ relative standard error $< 40\%$.

1. A hospitalisation corresponds to one 'episode of care'. A single patient can have multiple hospitalisations in the time period.
2. Excludes hospitalisations for renal dialysis, obstetrics, psychiatry, and all surgery.
3. Potentially preventable hospitalisations as defined in: *The health of the people of NSW – Report of the Chief Health Officer 2010*.
4. For criteria used for COPD / CHF admissions, see *Technical Supplement* at www.bhi.nsw.gov.au
5. Rates are directly standardised to the NSW admitted patient population 2009-10 on the basis of age, sex, and socioeconomic status.
6. Index of Relative Social Disadvantage (IRSD), as defined by the Australian Bureau of Statistics.
7. Smoking status as recorded on admission: termed *current* if patient smoked tobacco within last month; *previous* if patient smoked tobacco in the past but excluding last month.
8. We use the term Aboriginal, rather than Aboriginal and Torres Strait Islander in line with NSW Health usage, which recognises that Aboriginal people are the original inhabitants of NSW.
9. Postcode of usual residence at time of admission classified as outer regional or remote.
10. Admissions with emergency status of 'non-emergency / planned'. (‡) Emergency Department

Note: Only records with valid and non-missing data are included in each analysis.
Note: Length of stay and total bed days calculated on 'acute' episodes only (comprising 98.7% COPD and 97.4% CHF PAAs).
Note: Additional detail and definitions can be found in the Bureau's *Technical Supplement* at www.bhi.nsw.gov.au
Source: Admitted Patient Data Collection. Health Information Exchange, NSW Health. Data extracted on 28 February 2011.