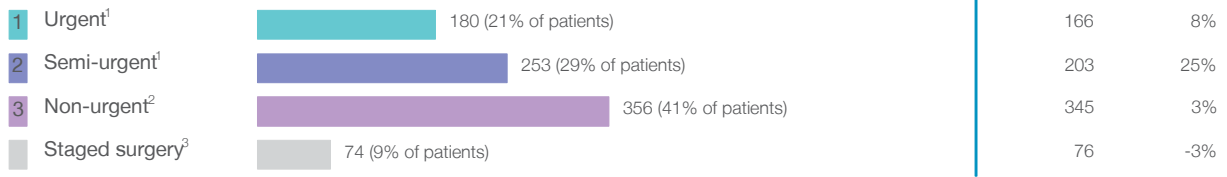
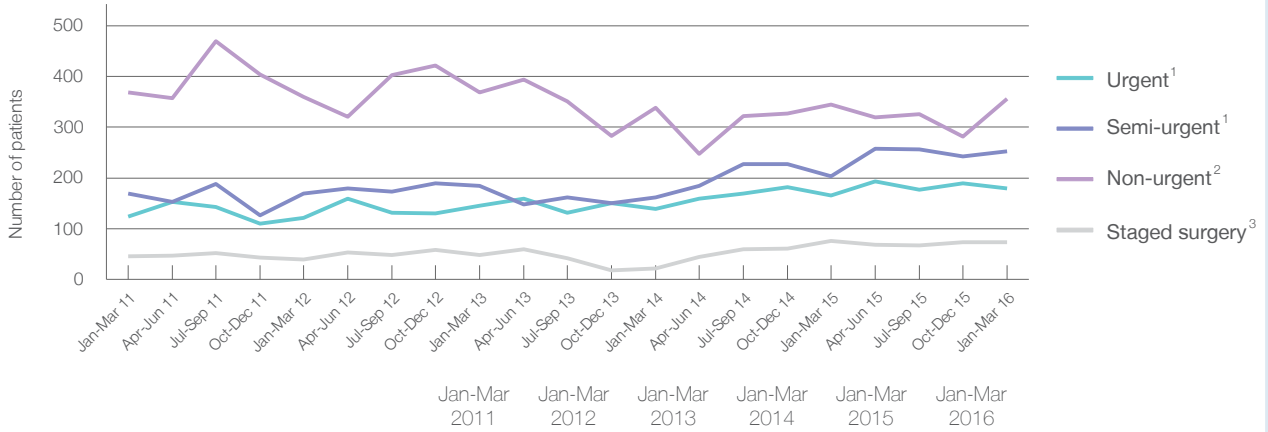


Shoalhaven and District Memorial Hospital: Elective surgery performed January to March 2016

Patients who received elective surgery by urgency category: 863 patients



Patients who received elective surgery by urgency category by quarter, January 2011 to March 2016



Urgency Category	Jan-Mar 2011	Jan-Mar 2012	Jan-Mar 2013	Jan-Mar 2014	Jan-Mar 2015	Jan-Mar 2016
All categories	708	692	748	661	790	863
Urgent ¹	124	122	146	139	166	180
Semi-urgent ¹	170	170	185	162	203	253
Non-urgent ²	368	360	369	338	345	356
Staged surgery ³	46	40	48	22	76	74

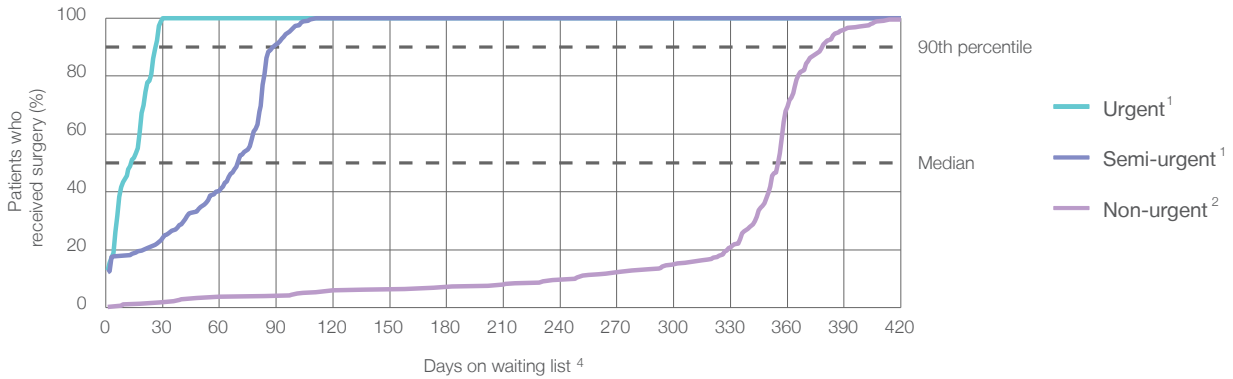
Shoalhaven and District Memorial Hospital: Time waited to receive elective surgery

January to March 2016

Percentage of patients who received surgery within the clinically recommended timeframe



Percentage of patients who received elective surgery by waiting time (days)



Waiting time (days) for people who received surgery by urgency category

Urgency Category	Number of Patients	Median time to receive surgery	90th percentile time to receive surgery	Peer group (this period)	This hospital (same period last year)	Peer group (same period last year)
1 Urgent:	180 patients	14 days	27 days	13	12	13
2 Semi-urgent:	253 patients	70 days	90 days	51	77	54
3 Non-urgent:	356 patients	356 days	379 days	273	326	286

Shoalhaven and District Memorial Hospital: Time waited to receive elective surgery

January to March 2016

Median ⁵ waiting time (days) for patients who received elective surgery by specialty of surgeon		Same period last year	Peer group (this period)
Cardiothoracic surgery	n/a (0 patients)	n/a	n/a
Ear, nose and throat surgery	358 days (75 patients)	276	281
General surgery	61 days (192 patients)	27	59
Gynaecology	26 days (150 patients)	80	54
Medical	n/a (0 patients)	n/a	15
Neurosurgery	n/a (0 patients)	n/a	n/a
Ophthalmology	351 days (162 patients)	289	285
Orthopaedic surgery	229 days (75 patients)	347	223
Plastic surgery	83 days (92 patients)	83	78
Urology	63 days (117 patients)	36	44
Vascular surgery	n/a (0 patients)	n/a	24

Median ⁵ waiting time (days) for patients who received elective surgery by common procedures ⁷		Same period last year	Peer group (this period)
Abdominal hysterectomy	83 days (10 patients)	*	81
Cataract extraction	351 days (156 patients)	289	293
Cholecystectomy	79 days (32 patients)	32	71
Coronary artery bypass graft	n/a (0 patients)	n/a	n/a
Cystoscopy	58 days (33 patients)	43	29
Haemorrhoidectomy	* (8 patients)	*	78
Hysteroscopy	22 days (35 patients)	27	40
Inguinal herniorrhaphy	340 days (24 patients)	296	95
Myringoplasty / Tympanoplasty	* (< 5 patients)	*	345
Myringotomy	* (< 5 patients)	n/a	68
Other - General	6 days (14 patients)	21	41
Prostatectomy	73 days (17 patients)	107	76
Septoplasty	364 days (13 patients)	292	329
Tonsillectomy	356 days (32 patients)	274	294
Total hip replacement	365 days (12 patients)	358	259
Total knee replacement	381 days (14 patients)	350	311
Varicose veins stripping and ligation	n/a (0 patients)	n/a	111

Shoalhaven and District Memorial Hospital: Elective surgery waiting list

January to March 2016

	Same period last year	Change since one year ago
Patients ready for surgery on waiting list at start of quarter: 1,754 patients	1,479	19%
Patients ready for surgery on waiting list at end of quarter: 1,739 patients	1,524	14%
Patients not ready for surgery ⁸ on waiting list at end of quarter: 224 patients	240	-7%

Shoalhaven and District Memorial Hospital: Patients ready for elective surgery

as at 31st March 2016

Patients ready for surgery on waiting list by urgency category: 1,739 patients

	Same period last year	Change since one year ago
1 Urgent ¹ 24 (1%)	30	-20%
2 Semi-urgent ¹ 188 (11%)	202	-7%
3 Non-urgent ² 1,527 (88%)	1,292	18%

Shoalhaven and District Memorial Hospital: Patients ready for elective surgery as at 31st March 2016

Patients ready for elective surgery by specialty of surgeon: 1,739 patients

	As at 31 Mar 2016	Same time last year	Change since one year ago
All specialties	1,739	1,524	14%
Cardiothoracic surgery	0	0	n/a
Ear, nose and throat surgery	273	289	-6%
General surgery	226	233	-3%
Gynaecology	121	178	-32%
Medical	0	0	n/a
Neurosurgery	0	0	n/a
Ophthalmology	691	444	56%
Orthopaedic surgery	212	188	13%
Plastic surgery	173	153	13%
Urology	43	39	10%
Vascular surgery	0	0	n/a

Patients ready for elective surgery for common procedures ⁷

	As at 31 Mar 2016	Same time last year	Change since one year ago
Abdominal hysterectomy	14	11	27%
Cataract extraction	668	443	51%
Cholecystectomy	45	35	29%
Coronary artery bypass graft	0	< 5	n/a
Cystoscopy	5	9	-44%
Haemorrhoidectomy	14	11	27%
Hysteroscopy	21	32	-34%
Inguinal herniorrhaphy	70	67	4%
Myringoplasty / Tympanoplasty	7	5	40%
Myringotomy	0	< 5	*
Other - General	5	< 5	*
Prostatectomy	16	7	129%
Septoplasty	47	51	-8%
Tonsillectomy	100	119	-16%
Total hip replacement	29	22	32%
Total knee replacement	96	78	23%
Varicose veins stripping and ligation	0	< 5	n/a

Shoalhaven and District Memorial Hospital: Patients ready for elective surgery as at 31st March 2016

Patients ready for elective surgery, on the waiting list for longer than 12 months

	As at 31 Mar 2016	Same time last year
All specialties	20	20

* Suppressed due to small numbers and to protect privacy. Relevant graphs are also suppressed.

< 5 Less than five patients. For measures by urgency category, counts are included in an adjacent category. Relevant graphs are also suppressed.

1. Excluding staged procedures.
2. Excluding staged procedures and cystoscopy.
3. Including non-urgent cystoscopy.
4. Excludes the total number of days the patient was coded as 'not ready for surgery'.
5. This is the number of days it took for half of patients who received elective surgery during the period to be admitted and receive their surgery. The other half took equal to or longer than the median to be admitted for surgery.
6. This is the number of days it took for 90% of patients who received elective surgery during the period to be admitted and receive their surgery. The final 10% of patients took equal to or longer than the 90th percentile.
7. The procedures included in this list are procedures which are high volume; some may be associated with long waiting periods. For a description of these procedures see *Elective Surgery Glossary of Common Procedures, December 2012*.
8. Includes staged procedures, non-urgent cystoscopy, and patients currently not available for personal reasons.

For more information: For details of methods, see the *Technical Supplement: Elective surgery measures, January to March 2013*.

Note: All percentages rounded to whole numbers and therefore percentages may not add to 100%.

Source: Waiting List Collection On-Line System, NSW Health (extracted 15 April 2016).