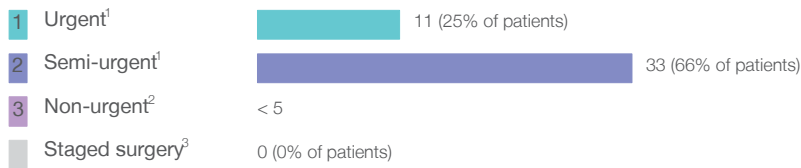


Tumut Health Service: Elective surgery performed

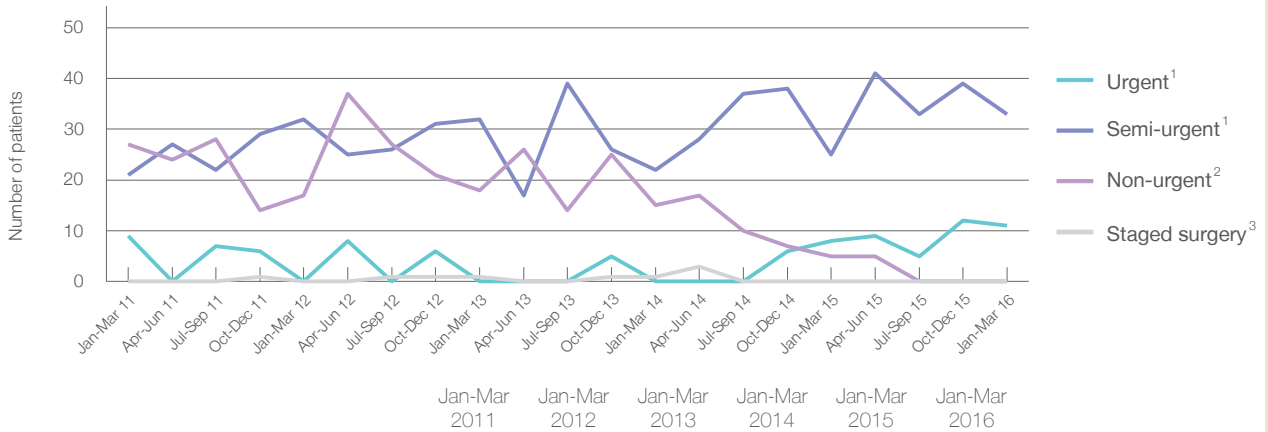
January to March 2016

Patients who received elective surgery by urgency category: 44 patients



Urgency Category	Same period last year	Change since one year ago
1 Urgent ¹	8	38%
2 Semi-urgent ¹	25	16%
3 Non-urgent ²	5	< 5
Staged surgery ³	0	

Patients who received elective surgery by urgency category by quarter, January 2011 to March 2016



	Jan-Mar 2011	Jan-Mar 2012	Jan-Mar 2013	Jan-Mar 2014	Jan-Mar 2015	Jan-Mar 2016
All categories	57	49	51	38	38	44
Urgent ¹	9	< 5	< 5	< 5	8	11
Semi-urgent ¹	21	32	32	22	25	33
Non-urgent ²	27	17	18	15	5	< 5
Staged surgery ³	0	0	1	1	0	0

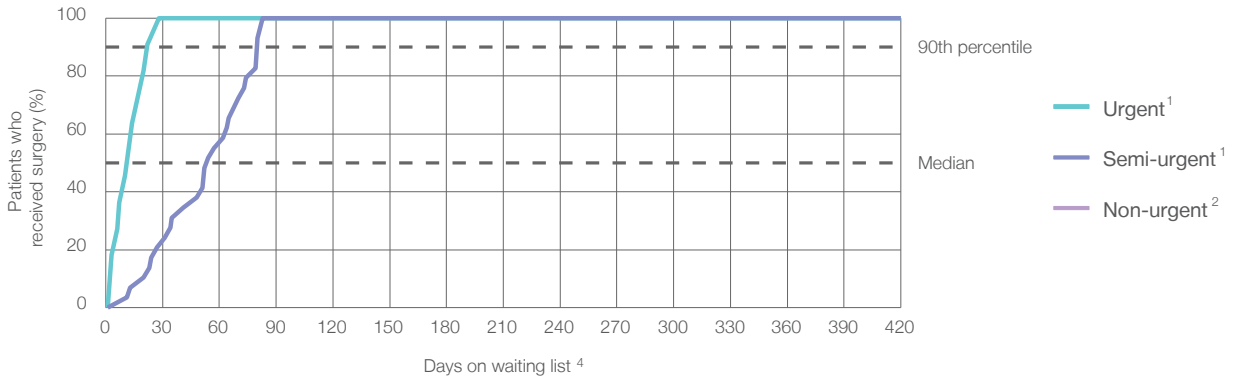
Tumut Health Service: Time waited to receive elective surgery

January to March 2016

Percentage of patients who received surgery within the clinically recommended timeframe

	Recommended:		Same period last year	Peer group (this period)
1 Urgent ¹	30 days	100%	*	100%
2 Semi-urgent ¹	90 days	100%	100%	99%
3 Non-urgent ²	365 days	*	*	99%

Percentage of patients who received elective surgery by waiting time (days)



Waiting time (days) for people who received surgery by urgency category

	Peer group (this period)	This hospital (same period last year)	Peer group (same period last year)
1 Urgent: ¹ 11 patients			
Median time to receive surgery	12	*	12
90th percentile time to receive surgery	26	*	25
2 Semi-urgent: ¹ 33 patients			
Median time to receive surgery	38	62	40
90th percentile time to receive surgery	78	*	79
3 Non-urgent: ² < 5			
Median time to receive surgery	204	*	189
90th percentile time to receive surgery	335	*	351

Tumut Health Service: Time waited to receive elective surgery

January to March 2016

Median ⁵ waiting time (days) for patients who received elective surgery by specialty of surgeon		Same period last year	Peer group (this period)
Cardiothoracic surgery	n/a (0 patients)	n/a	n/a
Ear, nose and throat surgery	n/a (0 patients)	n/a	116
General surgery	52 days (35 patients)	62	31
Gynaecology	* (9 patients)	*	41
Medical	n/a (0 patients)	n/a	61
Neurosurgery	n/a (0 patients)	n/a	n/a
Ophthalmology	n/a (0 patients)	n/a	245
Orthopaedic surgery	n/a (0 patients)	n/a	119
Plastic surgery	n/a (0 patients)	n/a	n/a
Urology	n/a (0 patients)	n/a	27
Vascular surgery	n/a (0 patients)	n/a	216

Median ⁵ waiting time (days) for patients who received elective surgery by common procedures ⁷		Same period last year	Peer group (this period)
Abdominal hysterectomy	n/a (0 patients)	*	53
Cataract extraction	n/a (0 patients)	n/a	253
Cholecystectomy	n/a (0 patients)	n/a	49
Coronary artery bypass graft	n/a (0 patients)	n/a	n/a
Cystoscopy	n/a (0 patients)	n/a	22
Haemorrhoidectomy	n/a (0 patients)	n/a	25
Hysteroscopy	* (5 patients)	n/a	36
Inguinal herniorrhaphy	n/a (0 patients)	*	55
Myringoplasty / Tympanoplasty	n/a (0 patients)	n/a	*
Myringotomy	n/a (0 patients)	n/a	*
Other - General	n/a (0 patients)	n/a	21
Prostatectomy	n/a (0 patients)	n/a	*
Septoplasty	n/a (0 patients)	n/a	232
Tonsillectomy	n/a (0 patients)	n/a	115
Total hip replacement	n/a (0 patients)	n/a	n/a
Total knee replacement	n/a (0 patients)	n/a	n/a
Varicose veins stripping and ligation	n/a (0 patients)	n/a	213

Tumut Health Service: Elective surgery waiting list

January to March 2016

Patients ready for surgery on waiting list at start of quarter: 27 patients

Patients ready for surgery on waiting list at end of quarter: 12 patients

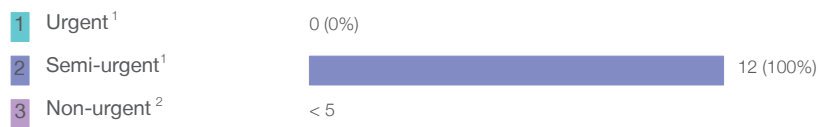
Patients not ready for surgery⁸ on waiting list at end of quarter: 1 patients

	Same period last year	Change since one year ago
Patients ready for surgery on waiting list at start of quarter	29	-7%
Patients ready for surgery on waiting list at end of quarter	48	-75%
Patients not ready for surgery ⁸ on waiting list at end of quarter	2	-50%

Tumut Health Service: Patients ready for elective surgery

as at 31st March 2016

Patients ready for surgery on waiting list by urgency category: 12 patients



	Same period last year	Change since one year ago
Urgent ¹	6	-100%
Semi-urgent ¹	28	-64%
Non-urgent ²	14	*

Tumut Health Service: Patients ready for elective surgery
as at 31st March 2016

Patients ready for elective surgery by specialty of surgeon: 12 patients

	As at 31 Mar 2016	Same time last year	Change since one year ago
All specialties	12	48	-75%
Cardiothoracic surgery	0	0	n/a
Ear, nose and throat surgery	0	0	n/a
General surgery	0	41	-100%
Gynaecology	12	6	100%
Medical	0	< 5	*
Neurosurgery	0	0	n/a
Ophthalmology	0	0	n/a
Orthopaedic surgery	0	0	n/a
Plastic surgery	0	0	n/a
Urology	0	0	n/a
Vascular surgery	0	0	n/a

Patients ready for elective surgery for common procedures⁷

	As at 31 Mar 2016	Same time last year	Change since one year ago
Abdominal hysterectomy	< 5	< 5	n/a
Cataract extraction	0	< 5	n/a
Cholecystectomy	0	< 5	n/a
Coronary artery bypass graft	0	< 5	n/a
Cystoscopy	0	< 5	n/a
Haemorrhoidectomy	0	< 5	n/a
Hysteroscopy	< 5	< 5	*
Inguinal herniorrhaphy	0	< 5	*
Myringoplasty / Tympanoplasty	0	< 5	n/a
Myringotomy	0	< 5	n/a
Other - General	0	< 5	n/a
Prostatectomy	0	< 5	n/a
Septoplasty	0	< 5	n/a
Tonsillectomy	0	< 5	n/a
Total hip replacement	0	< 5	n/a
Total knee replacement	0	< 5	n/a
Varicose veins stripping and ligation	0	< 5	n/a

Tumut Health Service: Patients ready for elective surgery
as at 31st March 2016

Patients ready for elective surgery, on the waiting list for longer than 12 months

As at 31 Mar 2016 Same time last year

	As at 31 Mar 2016	Same time last year
All specialties	0	0

* Suppressed due to small numbers and to protect privacy. Relevant graphs are also suppressed.

< 5 Less than five patients. For measures by urgency category, counts are included in an adjacent category. Relevant graphs are also suppressed.

1. Excluding staged procedures.
2. Excluding staged procedures and cystoscopy.
3. Including non-urgent cystoscopy.
4. Excludes the total number of days the patient was coded as 'not ready for surgery'.
5. This is the number of days it took for half of patients who received elective surgery during the period to be admitted and receive their surgery. The other half took equal to or longer than the median to be admitted for surgery.
6. This is the number of days it took for 90% of patients who received elective surgery during the period to be admitted and receive their surgery. The final 10% of patients took equal to or longer than the 90th percentile.
7. The procedures included in this list are procedures which are high volume; some may be associated with long waiting periods. For a description of these procedures see *Elective Surgery Glossary of Common Procedures, December 2012*.
8. Includes staged procedures, non-urgent cystoscopy, and patients currently not available for personal reasons.

For more information: For details of methods, see the *Technical Supplement: Elective surgery measures, January to March 2013*.

Note: All percentages rounded to whole numbers and therefore percentages may not add to 100%.

Source: Waiting List Collection On-Line System, NSW Health (extracted 15 April 2016).