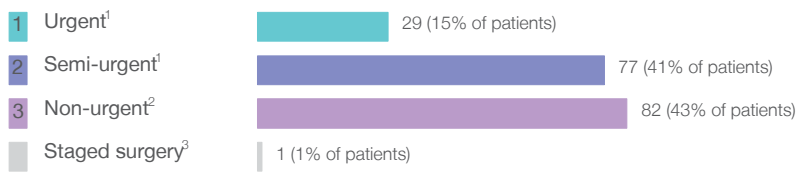


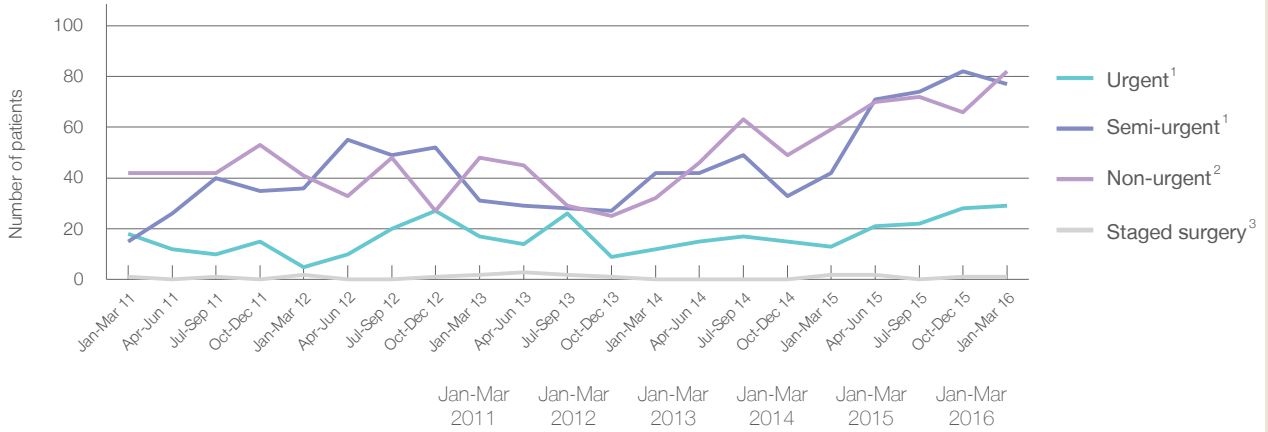
Blue Mountains District Anzac Memorial Hospital: Elective surgery performed January to March 2016

Patients who received elective surgery by urgency category: 189 patients



Urgency Category	Same period last year	Change since one year ago
1 Urgent ¹	13	123%
2 Semi-urgent ¹	42	83%
3 Non-urgent ²	59	39%
Staged surgery ³	2	-50%

Patients who received elective surgery by urgency category by quarter, January 2011 to March 2016



	Jan-Mar 2011	Jan-Mar 2012	Jan-Mar 2013	Jan-Mar 2014	Jan-Mar 2015	Jan-Mar 2016
All categories	76	84	98	86	116	189
Urgent ¹	18	5	17	12	13	29
Semi-urgent ¹	15	36	31	42	42	77
Non-urgent ²	42	41	48	32	59	82
Staged surgery ³	1	2	2	0	2	1

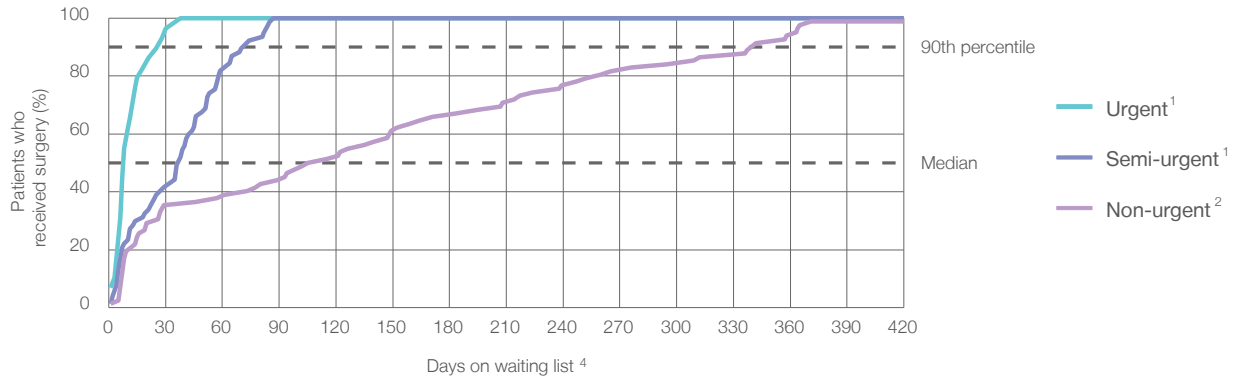
Blue Mountains District Anzac Memorial Hospital: Time waited to receive elective surgery

January to March 2016

Percentage of patients who received surgery within the clinically recommended timeframe

	Recommended: (days)	Percentage	Same period last year	Peer group (this period)
1 Urgent ¹	30 days	97%	100%	100%
2 Semi-urgent ¹	90 days	100%	100%	99%
3 Non-urgent ²	365 days	98%	100%	99%

Percentage of patients who received elective surgery by waiting time (days)



Waiting time (days) for people who received surgery by urgency category

	Peer group (this period)	This hospital (same period last year)	Peer group (same period last year)
1 Urgent: ¹ 29 patients			
Median time to receive surgery	8 days	12	9
90th percentile time to receive surgery	*	26	* 25
2 Semi-urgent: ¹ 77 patients			
Median time to receive surgery	38 days	38	8
90th percentile time to receive surgery	*	78	* 79
3 Non-urgent: ² 82 patients			
Median time to receive surgery	110 days	204	56
90th percentile time to receive surgery	*	335	* 351

Blue Mountains District Anzac Memorial Hospital: Time waited to receive elective surgery

January to March 2016

Median ⁵ waiting time (days) for patients who received elective surgery by specialty of surgeon		Same period last year	Peer group (this period)
Cardiothoracic surgery	n/a (0 patients)	n/a	n/a
Ear, nose and throat surgery	n/a (0 patients)	n/a	116
General surgery	19 days (118 patients)	13	31
Gynaecology	59 days (66 patients)	39	41
Medical	* (< 5 patients)	*	61
Neurosurgery	n/a (0 patients)	n/a	n/a
Ophthalmology	n/a (0 patients)	n/a	245
Orthopaedic surgery	n/a (0 patients)	n/a	119
Plastic surgery	n/a (0 patients)	n/a	n/a
Urology	n/a (0 patients)	n/a	27
Vascular surgery	* (< 5 patients)	n/a	216

Median ⁵ waiting time (days) for patients who received elective surgery by common procedures ⁷		Same period last year	Peer group (this period)
Abdominal hysterectomy	* (8 patients)	*	53
Cataract extraction	n/a (0 patients)	n/a	253
Cholecystectomy	19 days (39 patients)	11	49
Coronary artery bypass graft	n/a (0 patients)	n/a	n/a
Cystoscopy	n/a (0 patients)	n/a	22
Haemorrhoidectomy	* (< 5 patients)	*	25
Hysteroscopy	42 days (23 patients)	19	36
Inguinal herniorrhaphy	21 days (16 patients)	*	55
Myringoplasty / Tympanoplasty	n/a (0 patients)	n/a	*
Myringotomy	n/a (0 patients)	n/a	*
Other - General	14 days (21 patients)	8	21
Prostatectomy	n/a (0 patients)	n/a	*
Septoplasty	n/a (0 patients)	n/a	232
Tonsillectomy	n/a (0 patients)	n/a	115
Total hip replacement	n/a (0 patients)	n/a	n/a
Total knee replacement	n/a (0 patients)	n/a	n/a
Varicose veins stripping and ligation	* (< 5 patients)	n/a	213

Blue Mountains District Anzac Memorial Hospital: Elective surgery waiting list

January to March 2016

	Same period last year	Change since one year ago
Patients ready for surgery on waiting list at start of quarter: 144 patients	31	365%
Patients ready for surgery on waiting list at end of quarter: 183 patients	52	252%
Patients not ready for surgery ⁸ on waiting list at end of quarter: 15 patients	5	200%

Blue Mountains District Anzac Memorial Hospital: Patients ready for elective surgery

as at 31st March 2016

Patients ready for surgery on waiting list by urgency category: 183 patients

	Same period last year	Change since one year ago
1 Urgent ¹ < 5	< 5	*
2 Semi-urgent ¹ 57 (31%)	10	489%
3 Non-urgent ² 126 (69%)	42	200%

Blue Mountains District Anzac Memorial Hospital: Patients ready for elective surgery as at 31st March 2016

Patients ready for elective surgery by specialty of surgeon: 183 patients

	As at 31 Mar 2016	Same time last year	Change since one year ago
All specialties	183	52	252%
Cardiothoracic surgery	0	0	n/a
Ear, nose and throat surgery	0	0	n/a
General surgery	116	35	231%
Gynaecology	65	17	282%
Medical	0	0	n/a
Neurosurgery	0	0	n/a
Ophthalmology	0	0	n/a
Orthopaedic surgery	0	0	n/a
Plastic surgery	0	0	n/a
Urology	0	0	n/a
Vascular surgery	< 5	0	n/a

Patients ready for elective surgery for common procedures⁷

	As at 31 Mar 2016	Same time last year	Change since one year ago
Abdominal hysterectomy	15	5	200%
Cataract extraction	0	< 5	n/a
Cholecystectomy	42	14	200%
Coronary artery bypass graft	0	< 5	n/a
Cystoscopy	0	< 5	n/a
Haemorrhoidectomy	0	< 5	n/a
Hysteroscopy	16	5	220%
Inguinal herniorrhaphy	23	10	130%
Myringoplasty / Tympanoplasty	0	< 5	n/a
Myringotomy	0	< 5	n/a
Other - General	11	< 5	*
Prostatectomy	0	< 5	n/a
Septoplasty	0	< 5	n/a
Tonsillectomy	0	< 5	n/a
Total hip replacement	0	< 5	n/a
Total knee replacement	0	< 5	n/a
Varicose veins stripping and ligation	< 5	< 5	n/a

Blue Mountains District Anzac Memorial Hospital: Patients ready for elective surgery as at 31st March 2016

Patients ready for elective surgery, on the waiting list for longer than 12 months

	As at 31 Mar 2016	Same time last year
All specialties	< 5	< 5

* Suppressed due to small numbers and to protect privacy. Relevant graphs are also suppressed.

< 5 Less than five patients. For measures by urgency category, counts are included in an adjacent category. Relevant graphs are also suppressed.

1. Excluding staged procedures.
2. Excluding staged procedures and cystoscopy.
3. Including non-urgent cystoscopy.
4. Excludes the total number of days the patient was coded as 'not ready for surgery'.
5. This is the number of days it took for half of patients who received elective surgery during the period to be admitted and receive their surgery. The other half took equal to or longer than the median to be admitted for surgery.
6. This is the number of days it took for 90% of patients who received elective surgery during the period to be admitted and receive their surgery. The final 10% of patients took equal to or longer than the 90th percentile.
7. The procedures included in this list are procedures which are high volume; some may be associated with long waiting periods. For a description of these procedures see *Elective Surgery Glossary of Common Procedures, December 2012*.
8. Includes staged procedures, non-urgent cystoscopy, and patients currently not available for personal reasons.

For more information: For details of methods, see the *Technical Supplement: Elective surgery measures, January to March 2013*.

Note: All percentages rounded to whole numbers and therefore percentages may not add to 100%.

Source: Waiting List Collection On-Line System, NSW Health (extracted 15 April 2016).