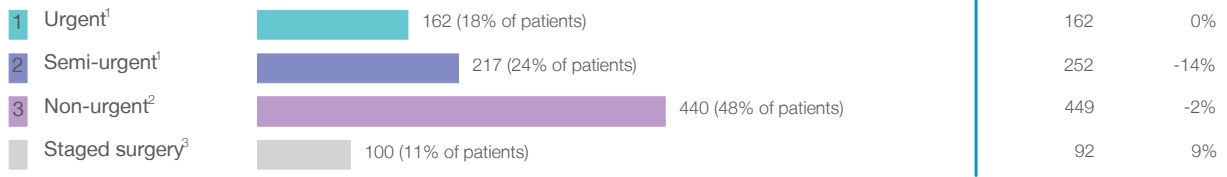


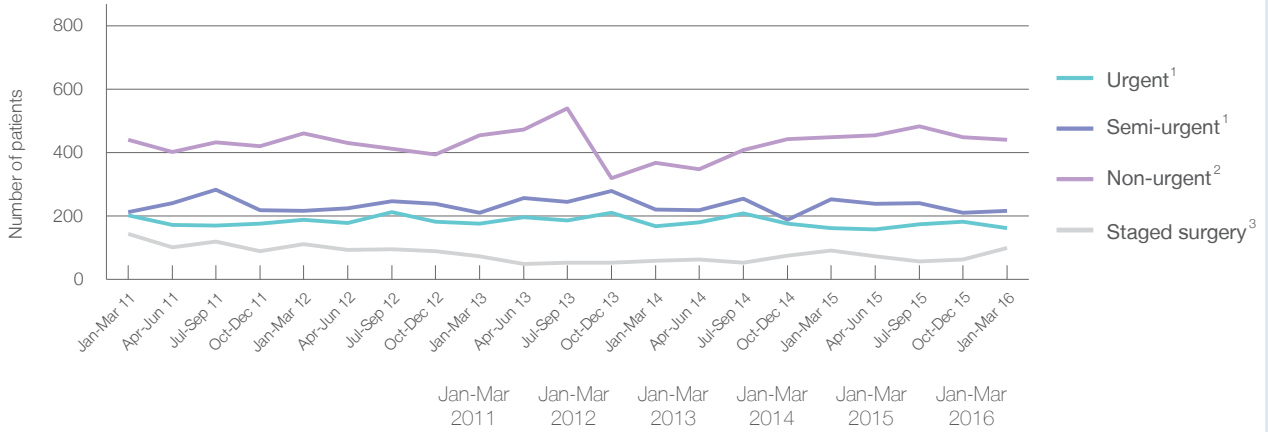
## Coffs Harbour Base Hospital: Elective surgery performed

January to March 2016

Patients who received elective surgery by urgency category: 919 patients



Patients who received elective surgery by urgency category by quarter, January 2011 to March 2016



	Jan-Mar 2011	Jan-Mar 2012	Jan-Mar 2013	Jan-Mar 2014	Jan-Mar 2015	Jan-Mar 2016
All categories	1,001	978	915	815	955	919
Urgent <sup>1</sup>	203	189	176	168	162	162
Semi-urgent <sup>1</sup>	213	216	211	221	252	217
Non-urgent <sup>2</sup>	440	461	455	367	449	440
Staged surgery <sup>3</sup>	145	112	73	59	92	100

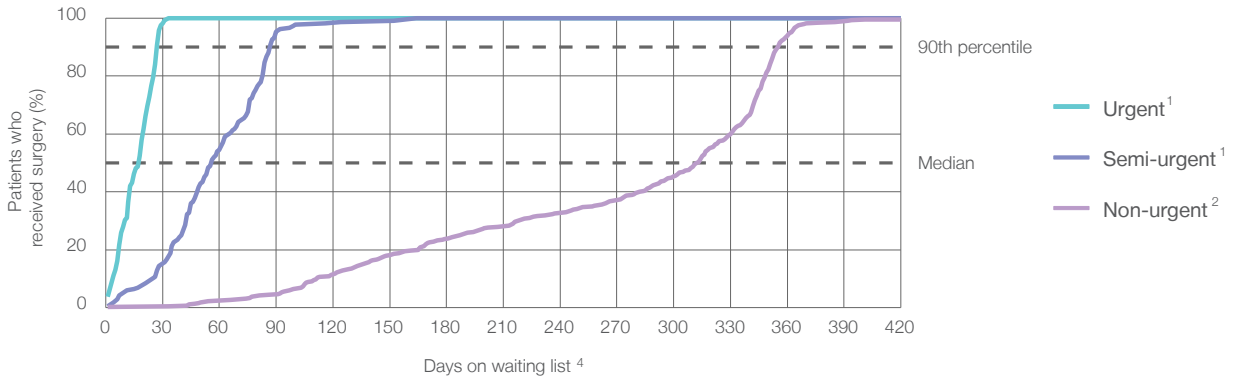
## Coffs Harbour Base Hospital: Time waited to receive elective surgery

January to March 2016

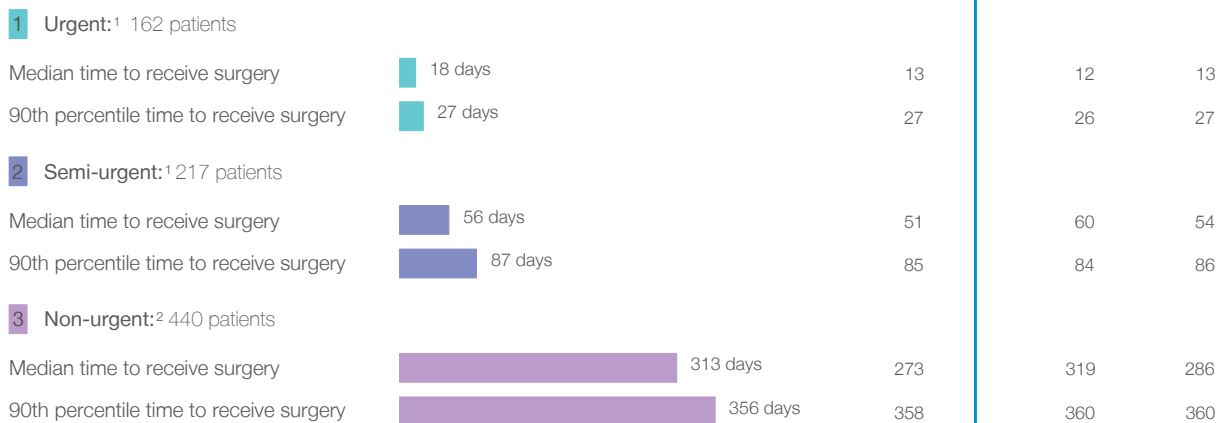
### Percentage of patients who received surgery within the clinically recommended timeframe



### Percentage of patients who received elective surgery by waiting time (days)



### Waiting time (days) for people who received surgery by urgency category



## Coffs Harbour Base Hospital: Time waited to receive elective surgery

January to March 2016

### Median<sup>5</sup> waiting time (days) for patients who received elective surgery by specialty of surgeon

Specialty	Waiting time (days) (patients)	Same period last year	Peer group (this period)
Cardiothoracic surgery	n/a (0 patients)	n/a	n/a
Ear, nose and throat surgery	266 days (93 patients)	321	281
General surgery	62 days (233 patients)	66	59
Gynaecology	72 days (111 patients)	81	54
Medical	15 days (19 patients)	7	15
Neurosurgery	n/a (0 patients)	n/a	n/a
Ophthalmology	n/a (0 patients)	n/a	285
Orthopaedic surgery	315 days (217 patients)	308	223
Plastic surgery	* (9 patients)	24	78
Urology	58 days (206 patients)	63	44
Vascular surgery	136 days (31 patients)	45	24

### Median<sup>5</sup> waiting time (days) for patients who received elective surgery by common procedures<sup>7</sup>

Procedure	Waiting time (days) (patients)	Same period last year	Peer group (this period)
Abdominal hysterectomy	49 days (19 patients)	182	81
Cataract extraction	n/a (0 patients)	n/a	293
Cholecystectomy	93 days (31 patients)	153	71
Coronary artery bypass graft	n/a (0 patients)	n/a	n/a
Cystoscopy	52 days (109 patients)	68	29
Haemorrhoidectomy	* (8 patients)	*	78
Hysteroscopy	83 days (21 patients)	63	40
Inguinal herniorrhaphy	80 days (20 patients)	195	95
Myringoplasty / Tympanoplasty	n/a (0 patients)	*	345
Myringotomy	n/a (0 patients)	n/a	68
Other - General	46 days (53 patients)	40	41
Prostatectomy	85 days (43 patients)	77	76
Septoplasty	347 days (12 patients)	357	329
Tonsillectomy	218 days (42 patients)	347	294
Total hip replacement	331 days (25 patients)	314	259
Total knee replacement	316 days (47 patients)	305	311
Varicose veins stripping and ligation	* (< 5 patients)	n/a	111

### Coffs Harbour Base Hospital: Elective surgery waiting list

January to March 2016

Patients ready for surgery on waiting list at start of quarter: 1,820 patients

Patients ready for surgery on waiting list at end of quarter: 1,830 patients

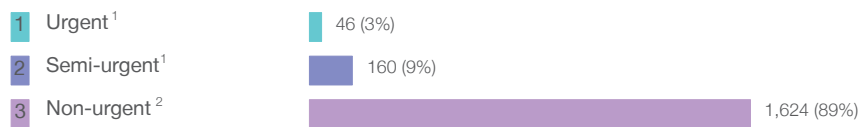
Patients not ready for surgery<sup>8</sup> on waiting list at end of quarter: 500 patients

	Same period last year	Change since one year ago
Patients ready for surgery on waiting list at start of quarter	1,773	3%
Patients ready for surgery on waiting list at end of quarter	1,795	2%
Patients not ready for surgery <sup>8</sup> on waiting list at end of quarter	429	17%

### Coffs Harbour Base Hospital: Patients ready for elective surgery

as at 31st March 2016

Patients ready for surgery on waiting list by urgency category: 1,830 patients



	Same period last year	Change since one year ago
Urgent <sup>1</sup>	28	64%
Semi-urgent <sup>1</sup>	159	1%
Non-urgent <sup>2</sup>	1,608	1%

## Coffs Harbour Base Hospital: Patients ready for elective surgery as at 31st March 2016

Patients ready for elective surgery by specialty of surgeon: 1,830 patients

	As at 31 Mar 2016	Same time last year	Change since one year ago
All specialties	1,830	1,795	2%
Cardiothoracic surgery	0	0	n/a
Ear, nose and throat surgery	285	355	-20%
General surgery	326	292	12%
Gynaecology	157	168	-7%
Medical	38	28	36%
Neurosurgery	0	0	n/a
Ophthalmology	0	0	n/a
Orthopaedic surgery	834	786	6%
Plastic surgery	24	24	0%
Urology	97	106	-8%
Vascular surgery	69	36	92%

Patients ready for elective surgery for common procedures <sup>7</sup>

	As at 31 Mar 2016	Same time last year	Change since one year ago
Abdominal hysterectomy	24	27	-11%
Cataract extraction	0	< 5	n/a
Cholecystectomy	62	39	59%
Coronary artery bypass graft	0	< 5	n/a
Cystoscopy	26	26	0%
Haemorrhoidectomy	10	15	-33%
Hysteroscopy	20	28	-29%
Inguinal herniorrhaphy	89	68	31%
Myringoplasty / Tympanoplasty	16	13	23%
Myringotomy	0	< 5	*
Other - General	36	19	89%
Prostatectomy	19	27	-30%
Septoplasty	29	49	-41%
Tonsillectomy	125	126	-1%
Total hip replacement	79	94	-16%
Total knee replacement	215	190	13%
Varicose veins stripping and ligation	22	14	57%

## Coffs Harbour Base Hospital: Patients ready for elective surgery as at 31st March 2016

Patients ready for elective surgery, on the waiting list for longer than 12 months

As at 31 Mar 2016      Same time last year

All specialties	12	< 5
-----------------	----	-----

\* Suppressed due to small numbers and to protect privacy. Relevant graphs are also suppressed.

< 5 Less than five patients. For measures by urgency category, counts are included in an adjacent category. Relevant graphs are also suppressed.

1. Excluding staged procedures.
2. Excluding staged procedures and cystoscopy.
3. Including non-urgent cystoscopy.
4. Excludes the total number of days the patient was coded as 'not ready for surgery'.
5. This is the number of days it took for half of patients who received elective surgery during the period to be admitted and receive their surgery. The other half took equal to or longer than the median to be admitted for surgery.
6. This is the number of days it took for 90% of patients who received elective surgery during the period to be admitted and receive their surgery. The final 10% of patients took equal to or longer than the 90th percentile.
7. The procedures included in this list are procedures which are high volume; some may be associated with long waiting periods. For a description of these procedures see *Elective Surgery Glossary of Common Procedures, December 2012*.
8. Includes staged procedures, non-urgent cystoscopy, and patients currently not available for personal reasons.

For more information: For details of methods, see the *Technical Supplement: Elective surgery measures, January to March 2013*.

**Note:** All percentages rounded to whole numbers and therefore percentages may not add to 100%.

**Source:** Waiting List Collection On-Line System, NSW Health (extracted 15 April 2016).