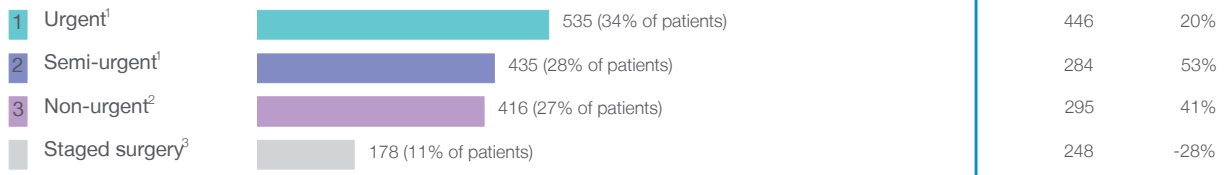


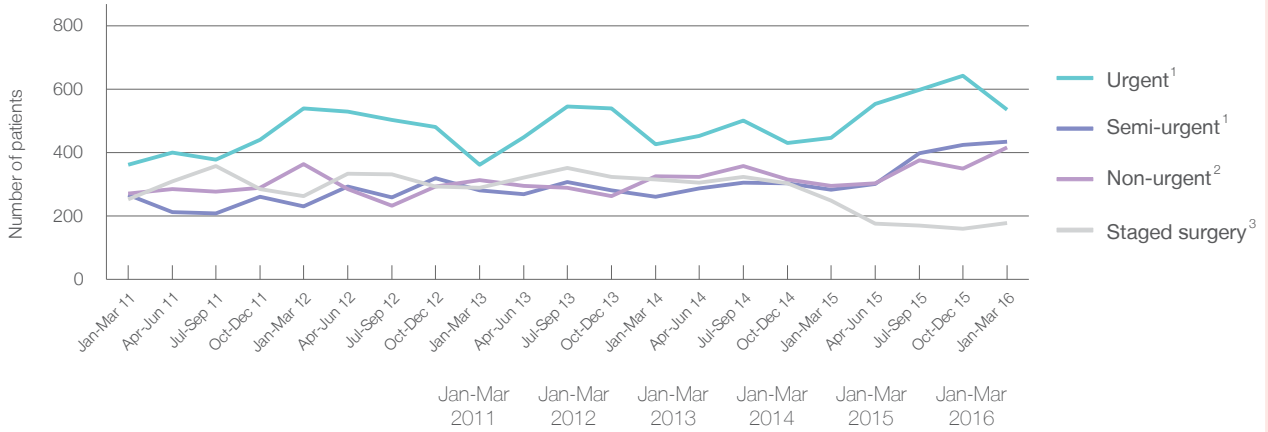
Wollongong Hospital: Elective surgery performed

January to March 2016

Patients who received elective surgery by urgency category: 1,564 patients



Patients who received elective surgery by urgency category by quarter, January 2011 to March 2016



	Jan-Mar 2011	Jan-Mar 2012	Jan-Mar 2013	Jan-Mar 2014	Jan-Mar 2015	Jan-Mar 2016
All categories	1,152	1,397	1,247	1,329	1,273	1,564
Urgent ¹	361	540	362	426	446	535
Semi-urgent ¹	268	230	282	262	284	435
Non-urgent ²	271	364	314	326	295	416
Staged surgery ³	252	263	289	315	248	178

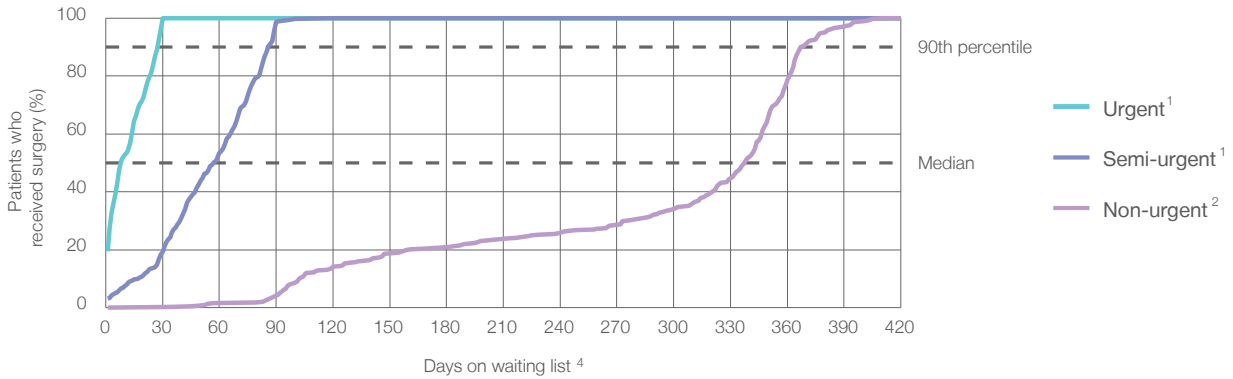
Wollongong Hospital: Time waited to receive elective surgery

January to March 2016

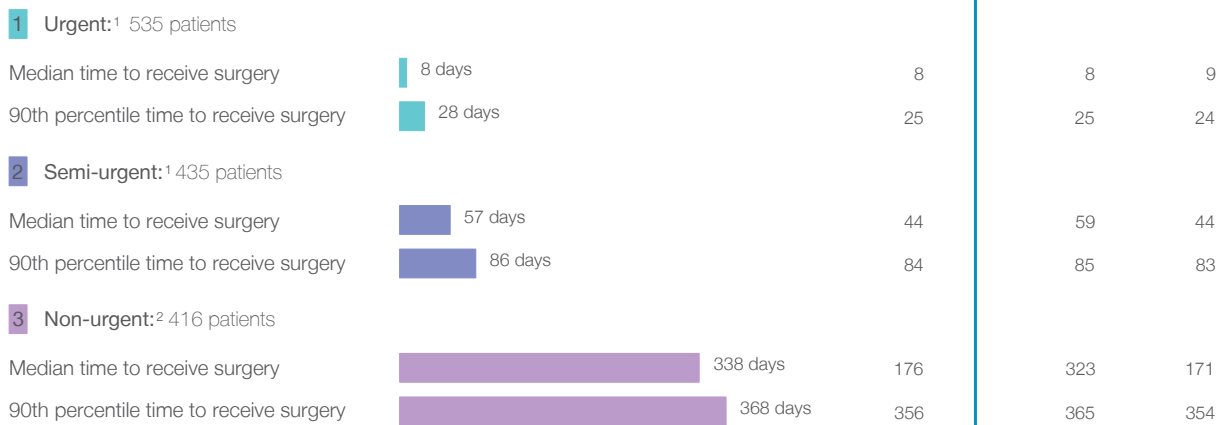
Percentage of patients who received surgery within the clinically recommended timeframe



Percentage of patients who received elective surgery by waiting time (days)



Waiting time (days) for people who received surgery by urgency category



Wollongong Hospital: Time waited to receive elective surgery

January to March 2016

Median ⁵ waiting time (days) for patients who received elective surgery by specialty of surgeon		Same period last year	Peer group (this period)
Cardiothoracic surgery	n/a (0 patients)	n/a	26
Ear, nose and throat surgery	94 days (238 patients)	117	124
General surgery	28 days (258 patients)	22	30
Gynaecology	24 days (86 patients)	18	29
Medical	* (< 5 patients)	n/a	22
Neurosurgery	48 days (96 patients)	57	57
Ophthalmology	n/a (0 patients)	*	154
Orthopaedic surgery	60 days (380 patients)	85	90
Plastic surgery	25 days (26 patients)	15	28
Urology	31 days (352 patients)	40	35
Vascular surgery	25 days (127 patients)	13	20

Median ⁵ waiting time (days) for patients who received elective surgery by common procedures ⁷		Same period last year	Peer group (this period)
Abdominal hysterectomy	342 days (10 patients)	*	41
Cataract extraction	n/a (0 patients)	n/a	169
Cholecystectomy	42 days (27 patients)	28	60
Coronary artery bypass graft	n/a (0 patients)	n/a	28
Cystoscopy	30 days (178 patients)	41	30
Haemorrhoidectomy	* (< 5 patients)	*	85
Hysteroscopy	23 days (29 patients)	32	34
Inguinal herniorrhaphy	* (8 patients)	*	78
Myringoplasty / Tympanoplasty	* (< 5 patients)	*	308
Myringotomy	n/a (0 patients)	n/a	80
Other - General	18 days (39 patients)	21	22
Prostatectomy	70 days (22 patients)	61	73
Septoplasty	326 days (24 patients)	*	328
Tonsillectomy	344 days (89 patients)	327	281
Total hip replacement	341 days (47 patients)	303	161
Total knee replacement	347 days (74 patients)	330	294
Varicose veins stripping and ligation	n/a (0 patients)	n/a	106

Wollongong Hospital: Elective surgery waiting list

January to March 2016

Patients ready for surgery on waiting list at start of quarter: 1,979 patients

Patients ready for surgery on waiting list at end of quarter: 2,063 patients

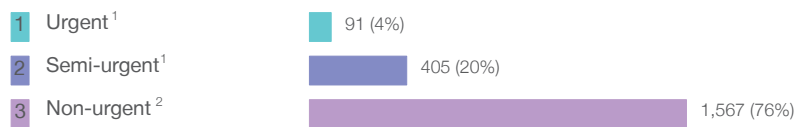
Patients not ready for surgery⁸ on waiting list at end of quarter: 422 patients

	Same period last year	Change since one year ago
Patients ready for surgery on waiting list at start of quarter	1,469	35%
Patients ready for surgery on waiting list at end of quarter	1,591	30%
Patients not ready for surgery ⁸ on waiting list at end of quarter	294	44%

Wollongong Hospital: Patients ready for elective surgery

as at 31st March 2016

Patients ready for surgery on waiting list by urgency category: 2,063 patients



	Same period last year	Change since one year ago
Urgent ¹	74	23%
Semi-urgent ¹	260	56%
Non-urgent ²	1,257	25%

Wollongong Hospital: Patients ready for elective surgery

as at 31st March 2016

Patients ready for elective surgery by specialty of surgeon: 2,063 patients

	As at 31 Mar 2016	Same time last year	Change since one year ago
All specialties	2,063	1,591	30%
Cardiothoracic surgery	0	0	n/a
Ear, nose and throat surgery	699	356	96%
General surgery	131	185	-29%
Gynaecology	130	91	43%
Medical	0	0	n/a
Neurosurgery	89	90	-1%
Ophthalmology	0	< 5	*
Orthopaedic surgery	658	754	-13%
Plastic surgery	30	8	275%
Urology	260	67	288%
Vascular surgery	66	39	69%

Patients ready for elective surgery for common procedures ⁷

	As at 31 Mar 2016	Same time last year	Change since one year ago
Abdominal hysterectomy	33	16	106%
Cataract extraction	0	< 5	n/a
Cholecystectomy	19	27	-30%
Coronary artery bypass graft	0	< 5	n/a
Cystoscopy	93	20	365%
Haemorrhoidectomy	< 5	< 5	*
Hysteroscopy	27	24	13%
Inguinal herniorrhaphy	12	17	-29%
Myringoplasty / Tympanoplasty	21	< 5	*
Myringotomy	< 5	< 5	n/a
Other - General	15	27	-44%
Prostatectomy	41	15	173%
Septoplasty	99	15	560%
Tonsillectomy	346	242	43%
Total hip replacement	130	141	-8%
Total knee replacement	275	299	-8%
Varicose veins stripping and ligation	< 5	< 5	*

Wollongong Hospital: Patients ready for elective surgery as at 31st March 2016

Patients ready for elective surgery, on the waiting list for longer than 12 months

	As at 31 Mar 2016	Same time last year
All specialties	14	6

* Suppressed due to small numbers and to protect privacy. Relevant graphs are also suppressed.

< 5 Less than five patients. For measures by urgency category, counts are included in an adjacent category. Relevant graphs are also suppressed.

1. Excluding staged procedures.
2. Excluding staged procedures and cystoscopy.
3. Including non-urgent cystoscopy.
4. Excludes the total number of days the patient was coded as 'not ready for surgery'.
5. This is the number of days it took for half of patients who received elective surgery during the period to be admitted and receive their surgery. The other half took equal to or longer than the median to be admitted for surgery.
6. This is the number of days it took for 90% of patients who received elective surgery during the period to be admitted and receive their surgery. The final 10% of patients took equal to or longer than the 90th percentile.
7. The procedures included in this list are procedures which are high volume; some may be associated with long waiting periods. For a description of these procedures see *Elective Surgery Glossary of Common Procedures, December 2012*.
8. Includes staged procedures, non-urgent cystoscopy, and patients currently not available for personal reasons.

For more information: For details of methods, see the *Technical Supplement: Elective surgery measures, January to March 2013*.

Note: All percentages rounded to whole numbers and therefore percentages may not add to 100%.

Source: Waiting List Collection On-Line System, NSW Health (extracted 15 April 2016).