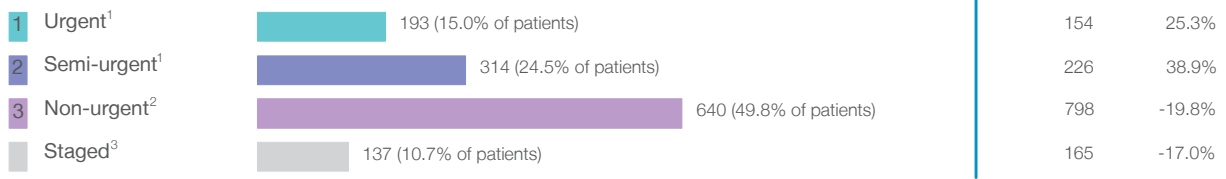


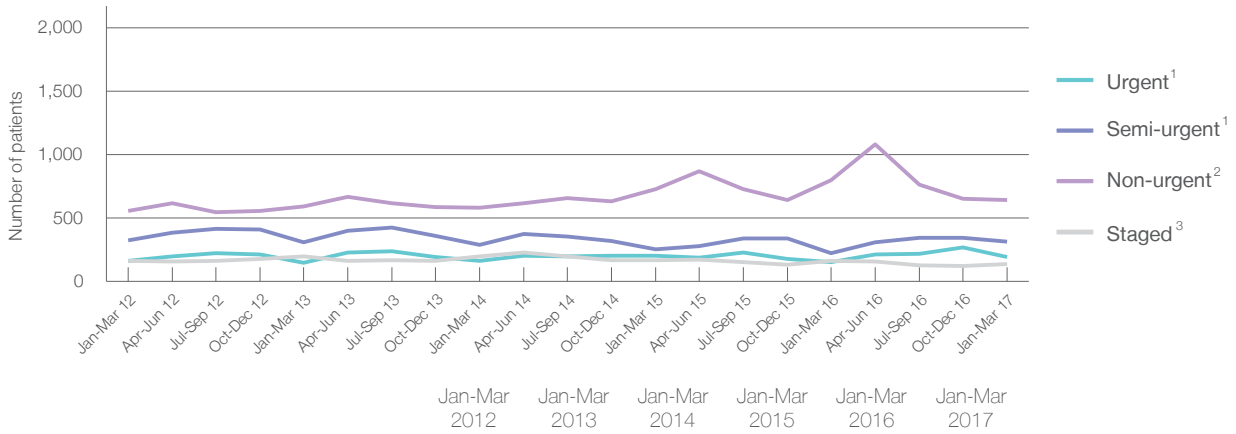
Bankstown / Lidcombe Hospital: Elective surgery performed

January to March 2017

Patients who received elective surgery by urgency category: 1,284 patients



Patients who received elective surgery by urgency category by quarter, January 2012 to March 2017



	Jan-Mar 2012	Jan-Mar 2013	Jan-Mar 2014	Jan-Mar 2015	Jan-Mar 2016	Jan-Mar 2017
All categories	1,210	1,251	1,231	1,354	1,343	1,284
Urgent ¹	166	149	162	205	154	193
Semi-urgent ¹	324	309	289	255	226	314
Non-urgent ²	558	594	582	726	798	640
Staged ³	162	199	198	168	165	137

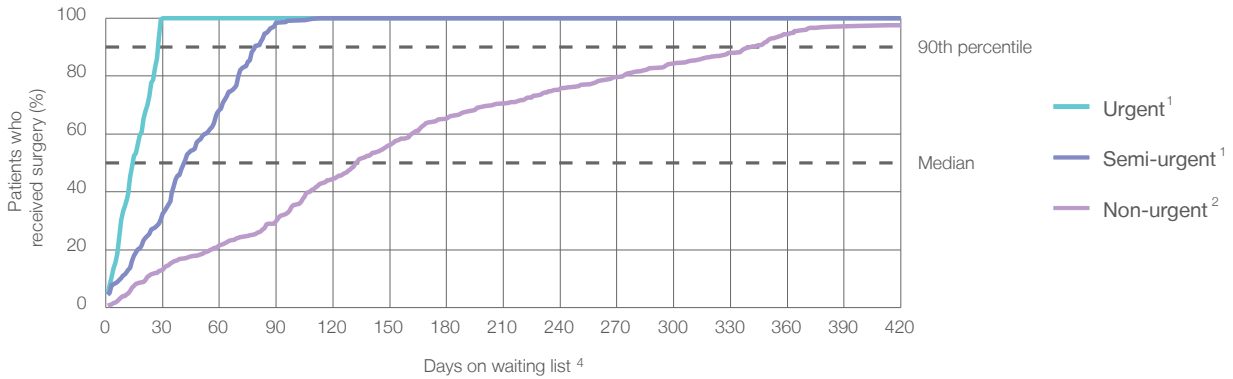
Bankstown / Lidcombe Hospital: Time waited to receive elective surgery

January to March 2017

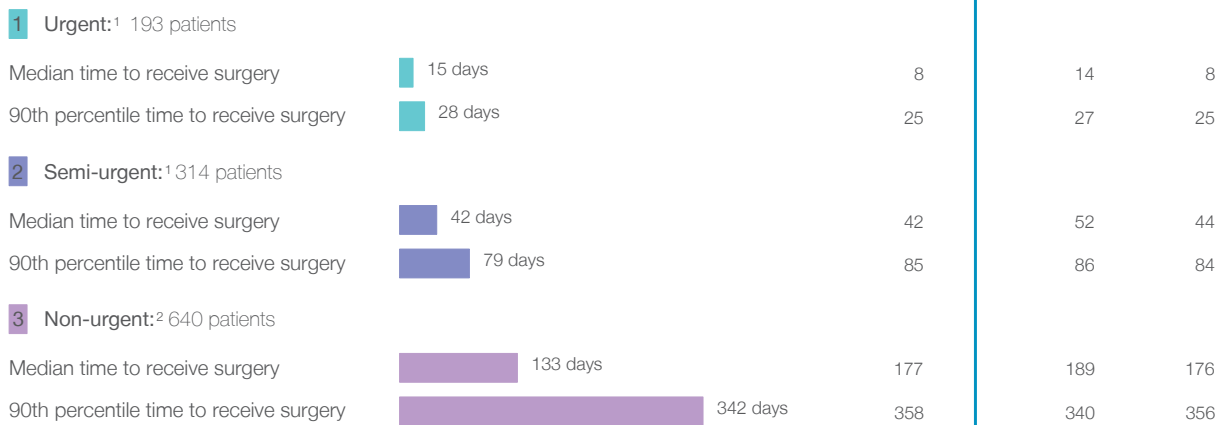
Percentage of patients who received surgery within the clinically recommended timeframe



Percentage of patients who received elective surgery by waiting time (days)



Waiting time (days) for people who received surgery by urgency category



Bankstown / Lidcombe Hospital: Time waited to receive elective surgery

January to March 2017

Median⁵ waiting time (days) for patients who received elective surgery by specialty of surgeon

Specialty	Median ⁵ waiting time (days) for patients who received elective surgery	Same period last year	Peer group (this period)
Cardiothoracic surgery	n/a (0 patients)	n/a	28
Ear, nose and throat surgery	145 days (54 patients)	159	158
General surgery	34 days (379 patients)	50	30
Gynaecology	53 days (118 patients)	84	32
Medical	n/a (0 patients)	n/a	22
Neurosurgery	109 days (12 patients)	90	56
Ophthalmology	130 days (122 patients)	248	126
Orthopaedic surgery	150 days (217 patients)	296	86
Plastic surgery	33 days (82 patients)	30	23
Urology	40 days (230 patients)	51	34
Vascular surgery	89 days (70 patients)	65	21

Median⁵ waiting time (days) for patients who received elective surgery by common procedures⁷

Procedure	Median ⁵ waiting time (days) for patients who received elective surgery	Same period last year	Peer group (this period)
Abdominal hysterectomy	76 days (10 patients)	*	49
Cataract extraction	130 days (106 patients)	251	156
Cholecystectomy	37 days (78 patients)	70	42
Coronary artery bypass graft	n/a (0 patients)	n/a	42
Cystoscopy	28 days (124 patients)	37	29
Haemorrhoidectomy	90 days (11 patients)	*	90
Hysteroscopy	29 days (49 patients)	63	34
Inguinal herniorrhaphy	40 days (40 patients)	87	69
Myringoplasty / Tympanoplasty	* (< 5 patients)	*	269
Myringotomy	n/a (0 patients)	*	88
Other - General	35 days (40 patients)	38	22
Prostatectomy	98 days (24 patients)	90	69
Septoplasty	* (9 patients)	*	337
Tonsillectomy	122 days (19 patients)	185	333
Total hip replacement	94 days (14 patients)	289	102
Total knee replacement	220 days (70 patients)	319	249
Varicose veins stripping and ligation	282 days (48 patients)	106	111

Bankstown / Lidcombe Hospital: Elective surgery waiting list

January to March 2017

Patients ready for surgery on waiting list at start of quarter: 1,783 patients

Patients ready for surgery on waiting list at end of quarter: 1,790 patients

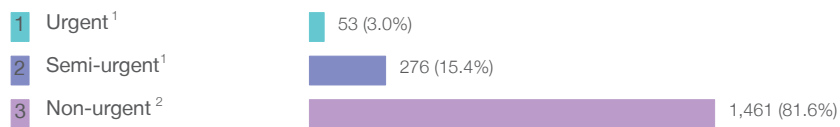
Patients not ready for surgery⁸ on waiting list at end of quarter: 517 patients

	Same period last year	Change since one year ago
Patients ready for surgery on waiting list at start of quarter	2,149	-17.0%
Patients ready for surgery on waiting list at end of quarter	2,114	-15.3%
Patients not ready for surgery ⁸ on waiting list at end of quarter	584	-11.5%

Bankstown / Lidcombe Hospital: Patients ready for elective surgery

as at 31st March 2017

Patients ready for surgery on waiting list by urgency category: 1,790 patients



	Same period last year	Change since one year ago
Urgent ¹	47	12.8%
Semi-urgent ¹	218	26.6%
Non-urgent ²	1,849	-21.0%

Bankstown / Lidcombe Hospital: Patients ready for elective surgery

as at 31st March 2017

Patients ready for elective surgery by specialty of surgeon: 1,790 patients

	As at 31 Mar 2017	Same time last year	Change since one year ago
All specialties	1,790	2,114	-15.3%
Cardiothoracic surgery	0	0	n/a
Ear, nose and throat surgery	143	154	-7.1%
General surgery	287	343	-16.3%
Gynaecology	108	141	-23.4%
Medical	0	0	n/a
Neurosurgery	18	5	260.0%
Ophthalmology	415	545	-23.9%
Orthopaedic surgery	476	634	-24.9%
Plastic surgery	73	81	-9.9%
Urology	169	110	53.6%
Vascular surgery	101	101	0.0%

Patients ready for elective surgery for common procedures ⁷

	As at 31 Mar 2017	Same time last year	Change since one year ago
Abdominal hysterectomy	12	8	50.0%
Cataract extraction	379	509	-25.5%
Cholecystectomy	54	60	-10.0%
Coronary artery bypass graft	0	< 5	n/a
Cystoscopy	65	26	150.0%
Haemorrhoidectomy	19	29	-34.5%
Hysteroscopy	26	57	-54.4%
Inguinal herniorrhaphy	51	69	-26.1%
Myringoplasty / Tympanoplasty	7	5	40.0%
Myringotomy	0	< 5	*
Other - General	24	26	-7.7%
Prostatectomy	57	39	46.2%
Septoplasty	11	16	-31.3%
Tonsillectomy	63	77	-18.2%
Total hip replacement	72	80	-10.0%
Total knee replacement	211	235	-10.2%
Varicose veins stripping and ligation	92	94	-2.1%

Bankstown / Lidcombe Hospital: Patients ready for elective surgery
as at 31st March 2017

Patients ready for elective surgery, on the waiting list for longer than 12 months

	As at 31 Mar 2017	Same time last year
All specialties	23	23

* Suppressed due to small numbers and to protect privacy. Relevant graphs are also suppressed.

< 5 Less than five patients. For measures by urgency category, counts are included in an adjacent category. Relevant graphs are also suppressed.

1. Excluding staged procedures.
2. Excluding staged procedures and cystoscopy.
3. Including non-urgent cystoscopy.
4. Excludes the total number of days the patient was coded as 'not ready for surgery'.
5. This is the number of days it took for half of patients who received elective surgery during the period to be admitted and receive their surgery. The other half took equal to or longer than the median to be admitted for surgery.
6. This is the number of days it took for 90% of patients who received elective surgery during the period to be admitted and receive their surgery. The final 10% of patients took equal to or longer than the 90th percentile.
7. The procedures included in this list are procedures which are high volume; some may be associated with long waiting periods. For a description of these procedures see *Elective Surgery Glossary of Common Procedures, December 2012*.
8. Includes staged procedures, non-urgent cystoscopy, and patients currently not available for personal reasons.

For more information: For details of methods, see the *Technical Supplement: Elective surgery measures, July to September 2016*.

Note: All percentages rounded to whole numbers and therefore percentages may not add to 100%.

Source: Waiting List Collection On-Line System, NSW Health (extracted 18 April 2017.).