

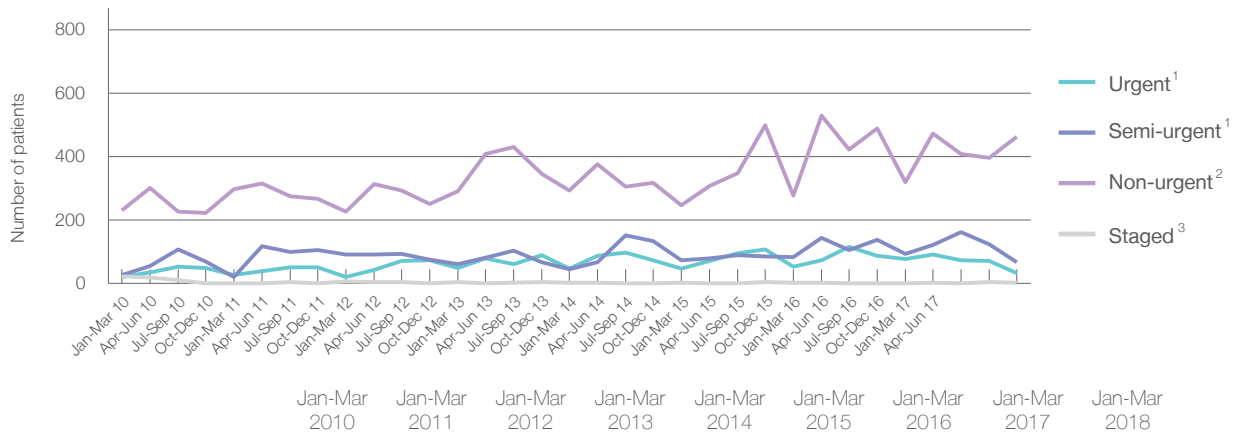
Kurri Kurri Hospital: Elective surgery performed

January to March 2018

Patients who received elective surgery by urgency category: 566 patients



Patients who received elective surgery by urgency category by quarter, January 2013 to March 2018



All categories	303	347	345	407	390	371	419	491	566
Urgent ¹	22	27	22	49	47	48	54	78	34
Semi-urgent ¹	27	21	91	61	46	74	84	93	68
Non-urgent ²	231	298	226	292	294	247	278	319	462
Staged ³	23	1	6	5	3	2	3	1	2

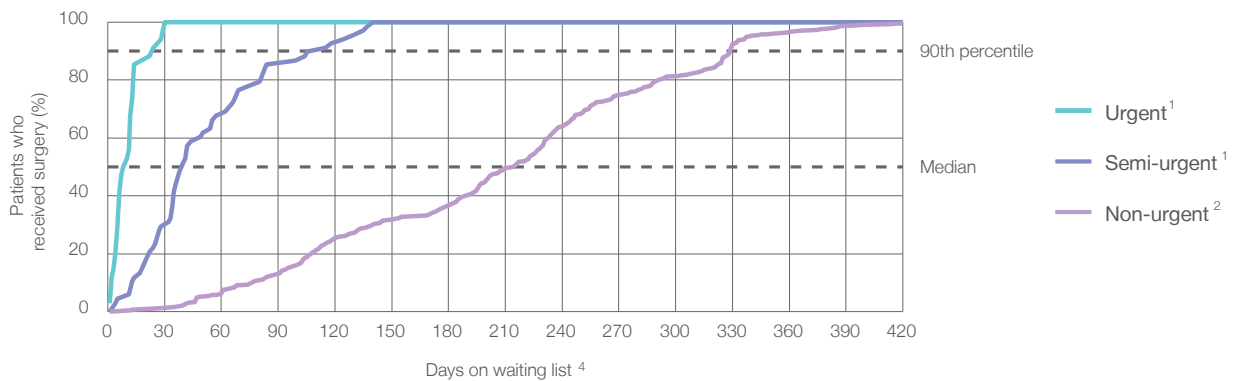
Kurri Kurri Hospital: Time waited to receive elective surgery

January to March 2018

Percentage of patients who received surgery within the clinically recommended timeframe

			Same period last year	Peer group (this period)
1	Urgent ¹	Recommended: 30 days	100%	100%
2	Semi-urgent ¹	Recommended: 90 days	85.3%	98.9%
3	Non-urgent ²	Recommended: 365 days	97.0%	99.0%

Percentage of patients who received elective surgery by waiting time (days)






Waiting time (days) for people who received surgery by urgency category

		Peer group (this period)	This hospital (same period last year)	Peer group (same period last year)
1	Urgent: ¹ 34 patients			
	Median time to receive surgery	12	12	13
	90th percentile time to receive surgery	26	*	25
2	Semi-urgent: ¹ 68 patients			
	Median time to receive surgery	41	55	41
	90th percentile time to receive surgery	77	*	77
3	Non-urgent: ² 462 patients			
	Median time to receive surgery	160	182	179
	90th percentile time to receive surgery	322	343	329

Kurri Kurri Hospital: Time waited to receive elective surgery

January to March 2018

Median ⁵ waiting time (days) for patients who received elective surgery by specialty of surgeon		Same period last year	Peer group (this period)
Cardiothoracic surgery	n/a (0 patients)	n/a	n/a
Ear, nose and throat surgery	 109 days (28 patients)	97	197
General surgery	n/a (0 patients)	55	42
Gynaecology	n/a (0 patients)	n/a	35
Medical	n/a (0 patients)	n/a	19
Neurosurgery	n/a (0 patients)	n/a	n/a
Ophthalmology	 192 days (538 patients)	112	179
Orthopaedic surgery	n/a (0 patients)	n/a	100
Plastic surgery	n/a (0 patients)	n/a	n/a
Urology	n/a (0 patients)	n/a	39
Vascular surgery	n/a (0 patients)	n/a	220

Median ⁵ waiting time (days) for patients who received elective surgery by common procedures ⁷		Same period last year	Peer group (this period)
Abdominal hysterectomy	n/a (0 patients)	n/a	52
Cataract extraction	 203 days (430 patients)	162	185
Cholecystectomy	n/a (0 patients)	n/a	57
Coronary artery bypass graft	n/a (0 patients)	n/a	n/a
Cystoscopy	n/a (0 patients)	n/a	34
Haemorrhoidectomy	n/a (0 patients)	n/a	48
Hysteroscopy	n/a (0 patients)	n/a	35
Inguinal herniorrhaphy	n/a (0 patients)	n/a	61
Myringoplasty / Tympanoplasty	* (< 5 patients)	*	*
Myringotomy	n/a (0 patients)	n/a	n/a
Other - General	n/a (0 patients)	n/a	40
Prostatectomy	n/a (0 patients)	n/a	64
Septoplasty	* (8 patients)	*	127
Tonsillectomy	* (< 5 patients)	*	282
Total hip replacement	n/a (0 patients)	n/a	n/a
Total knee replacement	n/a (0 patients)	n/a	n/a
Varicose veins stripping and ligation	n/a (0 patients)	n/a	207

Kurri Kurri Hospital: Elective surgery waiting list

January to March 2018

Patients ready for surgery on waiting list at start of quarter: 1,171 patients

Patients ready for surgery on waiting list at end of quarter: 1,097 patients

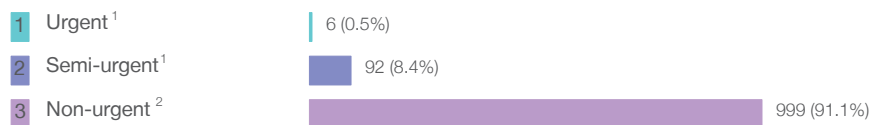
Patients not ready for surgery ⁸ on waiting list at end of quarter: 146 patients

Same period last year	Change since one year ago
1,012	16%
1,056	4%
60	143%

Kurri Kurri Hospital: Patients ready for elective surgery

as at 31st March 2018

Patients ready for surgery on waiting list by urgency category: 1,097 patients



Same period last year	Change since one year ago
18	-67%
86	7%
952	5%

Kurri Kurri Hospital: Patients ready for elective surgery as at 31st March 2018

Patients ready for elective surgery by specialty of surgeon: 1,097 patients

	As at 31 Mar 2018	Same time last year	Change since one year ago
All specialties	1,097	1,056	4%
Cardiothoracic surgery	0	0	n/a
Ear, nose and throat surgery	64	59	8%
General surgery	45	24	88%
Gynaecology	0	0	n/a
Medical	0	0	n/a
Neurosurgery	0	0	n/a
Ophthalmology	988	973	2%
Orthopaedic surgery	0	0	n/a
Plastic surgery	0	0	n/a
Urology	0	0	n/a
Vascular surgery	0	0	n/a

Patients ready for elective surgery for common procedures ⁷

	As at 31 Mar 2018	Same time last year	Change since one year ago
Abdominal hysterectomy	0	< 5	n/a
Cataract extraction	844	805	5%
Cholecystectomy	0	< 5	n/a
Coronary artery bypass graft	0	< 5	n/a
Cystoscopy	0	< 5	n/a
Haemorrhoidectomy	0	< 5	n/a
Hysteroscopy	0	< 5	n/a
Inguinal herniorrhaphy	0	< 5	n/a
Myringoplasty / Tympanoplasty	< 5	< 5	*
Myringotomy	< 5	< 5	*
Other - General	< 5	< 5	n/a
Prostatectomy	0	< 5	n/a
Septoplasty	26	20	30%
Tonsillectomy	5	8	-38%
Total hip replacement	0	< 5	n/a
Total knee replacement	0	< 5	n/a
Varicose veins stripping and ligation	0	< 5	n/a

Kurri Kurri Hospital: Patients ready for elective surgery as at 31st March 2018

Patients ready for elective surgery, on the waiting list for longer than 12 months

As at 31 Mar 2018

Same time last year

All specialties	7	9
-----------------	---	---

* Suppressed due to small numbers and to protect privacy. Relevant graphs are also suppressed.

< 5 Less than five patients. For measures by urgency category, counts are included in an adjacent category. Relevant graphs are also suppressed.

1. Excluding staged procedures.
2. Excluding staged procedures and cystoscopy.
3. Including non-urgent cystoscopy.
4. Excludes the total number of days the patient was coded as 'not ready for surgery'.
5. This is the number of days it took for half of patients who received elective surgery during the period to be admitted and receive their surgery. The other half took equal to or longer than the median to be admitted for surgery.
6. This is the number of days it took for 90% of patients who received elective surgery during the period to be admitted and receive their surgery. The final 10% of patients took equal to or longer than the 90th percentile.
7. The procedures included in this list are procedures which are high volume; some may be associated with long waiting periods. For a description of these procedures see *Elective Surgery Glossary of Common Procedures, December 2012*.
8. Includes staged procedures, non-urgent cystoscopy, and patients currently not available for personal reasons.

For more information: For details of methods, see the *Technical Supplement: Elective surgery measures, January to March 2018*.

Note: All percentages rounded to whole numbers and therefore percentages may not add to 100%.

Source: Waiting List Collection On-Line System, NSW Health (extracted 13 April 2018.).